

NOTES

1. Longitudinal spacing measured from the base of each marking.
2. For long blocks, locate a marking every 250'.
3. Do not locate markings along Detail 39A bike lane skip stripes on intersection approaches.

NOT TO SCALE



CITY OF OAKLAND

BUREAU OF ENGINEERING AND CONSTRUCTION
BICYCLE FACILITIES PROGRAM
250 FRANK H. OGAWA PLAZA, SUITE 4344 * OAKLAND CA, 94612
(510) 238-3466 * FAX (510) 238-7415

**BIKE LANE SYMBOL,
ARROW, AND STRIPING**

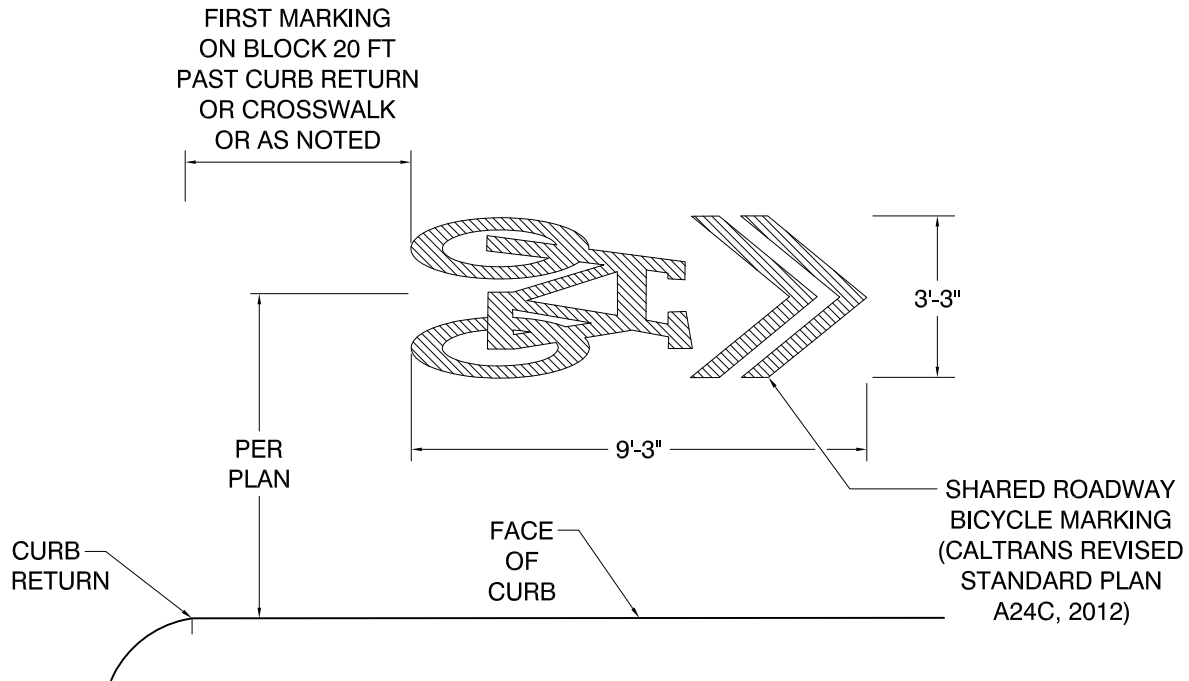
**MARKING
DETAILS**

SCALE: NTS

DWG. NO.

DATE: DEC 2015

M-1



NOTES

1. Leave at least 10' (parallel to the direction of travel) from word legends, lane assignment arrows, other markings, and speed humps.
2. Distance between sharrow is measured from base of marking to base of marking.
3. Place a minimum of 2 sharrow markings on each block face.
4. Typical longitudinal spacing between markings is 50' to 150'.

NOT TO SCALE



CITY OF OAKLAND

BUREAU OF ENGINEERING AND CONSTRUCTION
 BICYCLE FACILITIES PROGRAM
 250 FRANK H. OGAWA PLAZA, SUITE 4344 * OAKLAND CA, 94612
 (510) 238-3466 * FAX (510) 238-7415

**SHARED ROADWAY
 BICYCLE MARKING
 (SHARROW)**

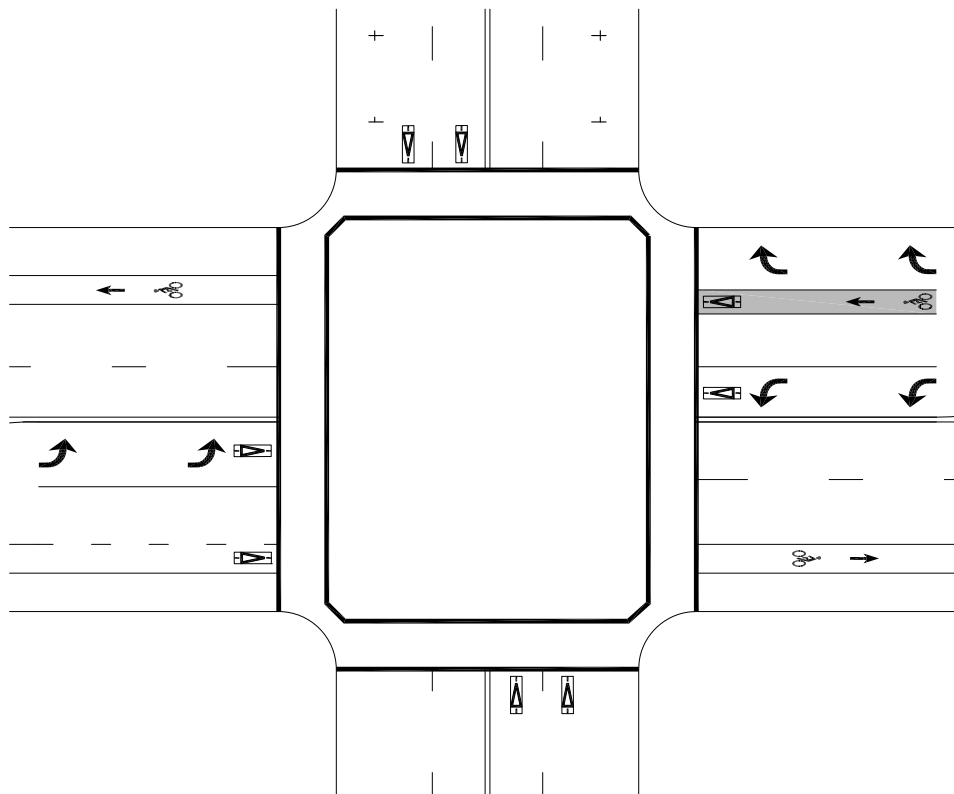
**MARKING
 DETAILS**

SCALE: NTS

DWG. NO.

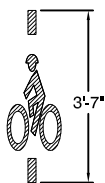
DATE: DEC 2015

M-2



LEGEND:  BICYCLE DETECTOR SYMBOL

NOTES



BICYCLE DETECTOR SYMBOL
(CA MUTCD 2014, PAGE 1393,
FIGURE 9C-7)

1. The bicycle detector pavement marking (symbol) shall be used at all actuated traffic signal approaches that are capable of detecting bicycles.
2. A symbol shall be installed in the right-most lane serving the bicyclist's destination, including left turn lanes, through lanes, and bike lanes.
3. The leading edge of the symbol shall be installed one foot behind the limit line (or crosswalk).
4. Center the symbol in lane (aligned with lane assignment arrow).

NOT TO SCALE



CITY OF OAKLAND

BUREAU OF ENGINEERING AND CONSTRUCTION
BICYCLE FACILITIES PROGRAM
250 FRANK H. OGAWA PLAZA, SUITE 4344 * OAKLAND CA, 94612
(510) 238-3466 * FAX (510) 238-7415

**BICYCLE DETECTOR
PAVEMENT MARKING**

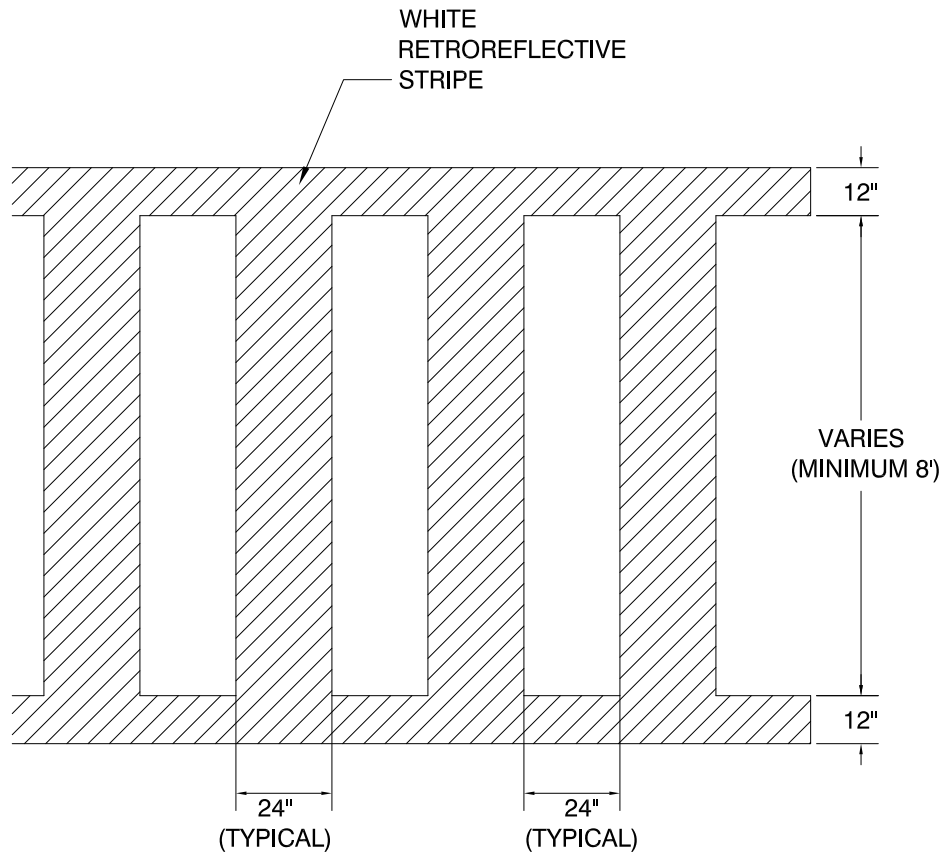
**MARKING
DETAILS**

SCALE: NTS

DWG. NO.

DATE: DEC 2015

M-3



NOT TO SCALE



CITY OF OAKLAND

BUREAU OF ENGINEERING AND CONSTRUCTION
BICYCLE FACILITIES PROGRAM
250 FRANK H. OGAWA PLAZA, SUITE 4344 * OAKLAND CA, 94612
(510) 238-3466 * FAX (510) 238-7415

LADDER CROSSWALK

**MARKING
DETAILS**

SCALE: NTS

DWG. NO.

DATE: DEC 2015

M-4