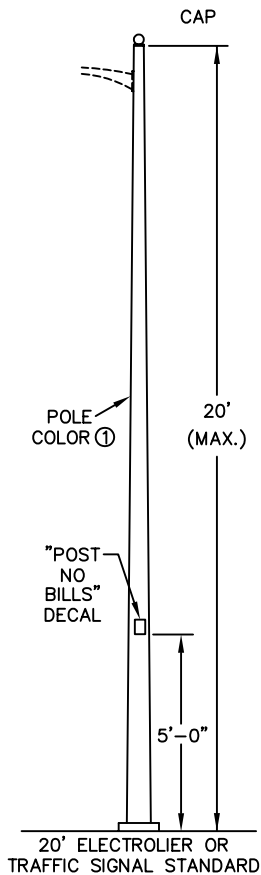


30' ELECTROLIER
UNIT 1

CLEAN & PAINT STANDARD INCLUDING POLE, CAP, & TRANSFORMER (WHERE INSTALLED)



UNIT 2

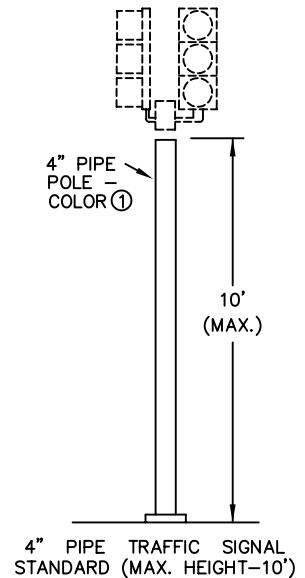
CLEAN & PAINT STANDARD INCLUDING POLE, CAP, BASE COVER



UNIT 3

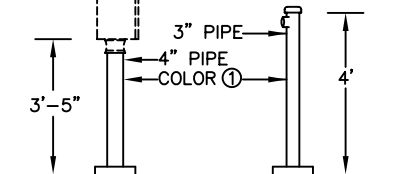
CLEAN & PAINT ENTIRE STANDARD - COLOR ①

DO NOT INSTALL "POST NO BILLS" DECAL ON ORN.



UNIT 4

CLEAN & PAINT STANDARD, INCL. POLE & BASE COVER (COLORS AS INDICATED)



T.S. CONTROLLER OR STREET LTG. LOAD CENTER (SEE NOTE)
3-INCH OR 4-INCH PIPE PEDESTALS
UNIT 5

CLEAN & PAINT PEDESTAL, INCLUDING POLE

NOTE

EACH NUMBER SHOWN IN A CIRCLE IMMEDIATELY FOLLOWING THE WORD "COLOR" REFERS TO A PAINT COLOR DESIGNATED BY A CORRESPONDING NUMBER ON THE COLOR CHART ON SHEET 3.

NOTE: THIS PLAN IS NOT A LEGAL ENGINEERING DOCUMENT BUT AN ELECTRONIC DUPLICATE. THE SIGNED CITY OF OAKLAND STANDARD DETAILS FOR PUBLIC WORKS CONSTRUCTION IS AVAILABLE FOR PURCHASE FROM THE CONTRACT ADMINISTRATION DEPARTMENT.

CITY OF OAKLAND

DESIGN AND CONSTRUCTION SERVICES DEPARTMENT



COLOR & CONFIGURATION
USED FOR PAINTING
ELECTRICAL UTILITIES
SHEET 1 OF 3

ELECTRICAL SERVICES MANAGER

DATE: OCT 95
REV. DATE: AUG 99

DRWG.

E-4