



City of Oakland ShotSpotter Report March 2018

ShotSpotter Data

Incident Type	March	February	% Change	March 2017
Total Incidents Captured	259	310	-16%	239
Multiple Gunshots	204	183	11%	152
Single Gunshots	31	62	-50%	71
Possible Gunshots	24	65	-63%	16

Reported Incidents

Incident Type	March	February	% Change
Monthly Homicide Count	5	8	-37%
Assault with a Deadly Weapon – Firearm	37	29	28%
Gunshot Calls to Dispatch (Citywide)	246	190	29%

*Gunshot calls may account more than once for the same incident

Beat Activity

Bureau of Field Operations 1

Beat	Count	Beat	Count	Beat	Count	Beat	Count	Beat	Count
01X	1	05Y	0	11X	1	15X	1	19X	4
02X	4	06X	4	12X	1	16X	0	20X	5
02Y	0	07X	9	12Y	2	16Y	0	21X	2
03X	2	08X	4	13X	0	17X	4	21Y	6
03Y	1	09X	0	13Y	0	17Y	3	22X	0
04X	3	10X	3	14X	0	18X	1	22Y	0
05X	1	10Y	5	14Y	0	18Y	1		

Bureau of Field Operations 2

Beat	Count	Beat	Count	Beat	Count	Beat	Count
23X	8	27X	15	31Y	0	35Y	0
24X	7	27Y	22	31Z	0		
24Y	5	28X	1	32X	15		
25X	0	29X	7	32Y	7		
25Y	0	30X	21	33X	21		
26X	1	30Y	8	34X	24		
26Y	11	31X	0	35X	18		

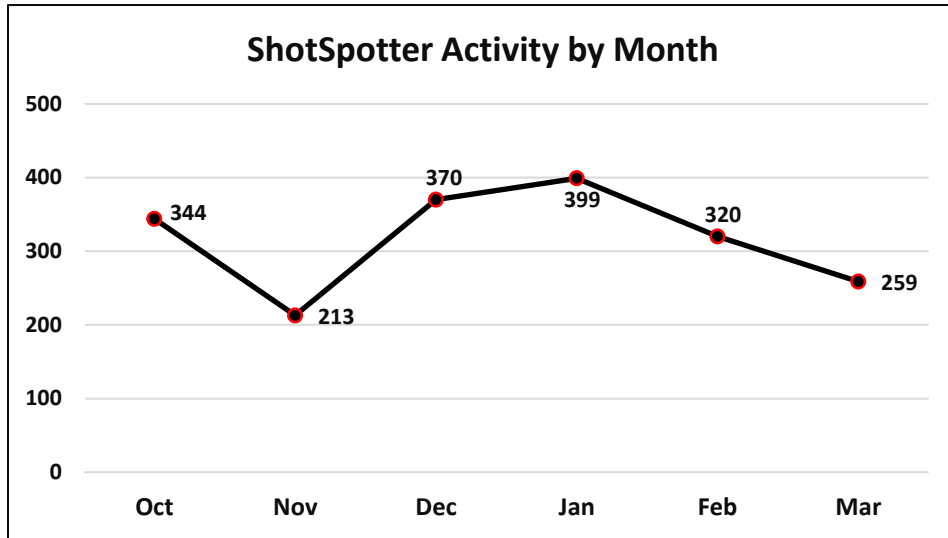
* ShotSpotter coverage is not citywide; gunshot calls for service are citywide

** More than one sensor can pick up a single incident

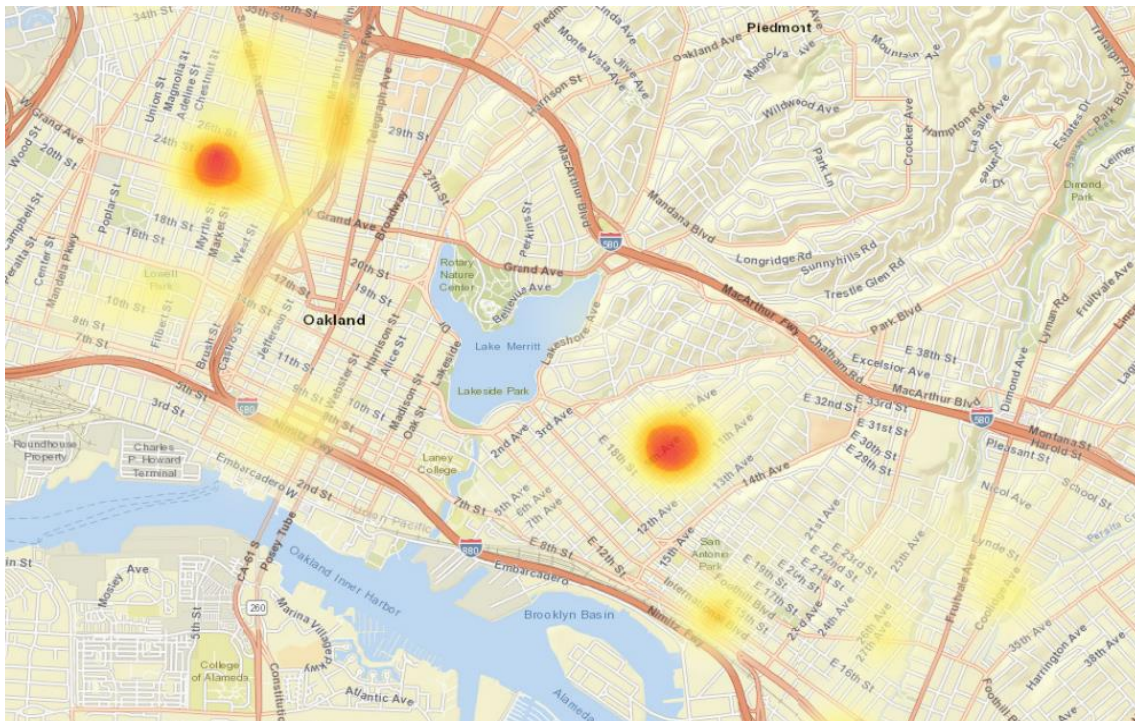
These statistics are drawn from the Oakland Police Dept. database. They are unaudited and not used to figure the crime numbers reported to the FBI's Uniform Crime Reporting (UCR) program. This report is run by the date the crimes occurred. Statistics can be affected by late reporting, the geocoding process, or the reclassification or unfounding of crimes. Because crime reporting and data entry can run behind, all crimes may not be recorded.

Incidents by Day of Week and Time of Day

DOW	Count	Time of Day	Count
Sunday	59	0000-0259	63
Monday	32	0300-0559	33
Tuesday	24	0600-0859	8
Wednesday	22	0900-1159	7
Thursday	26	1200-1459	8
Friday	29	1500-1759	23
Saturday	67	1800-2059	33
Blank		2100-2359	84

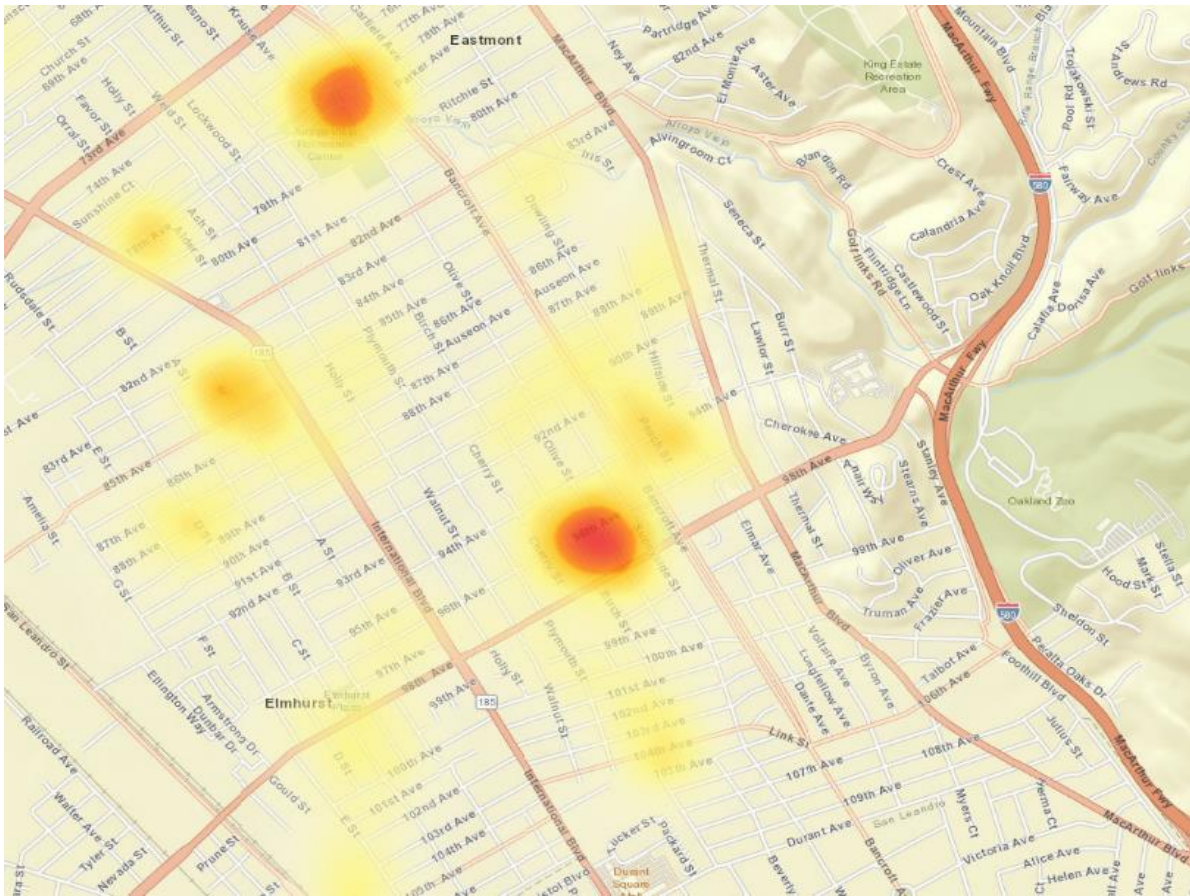
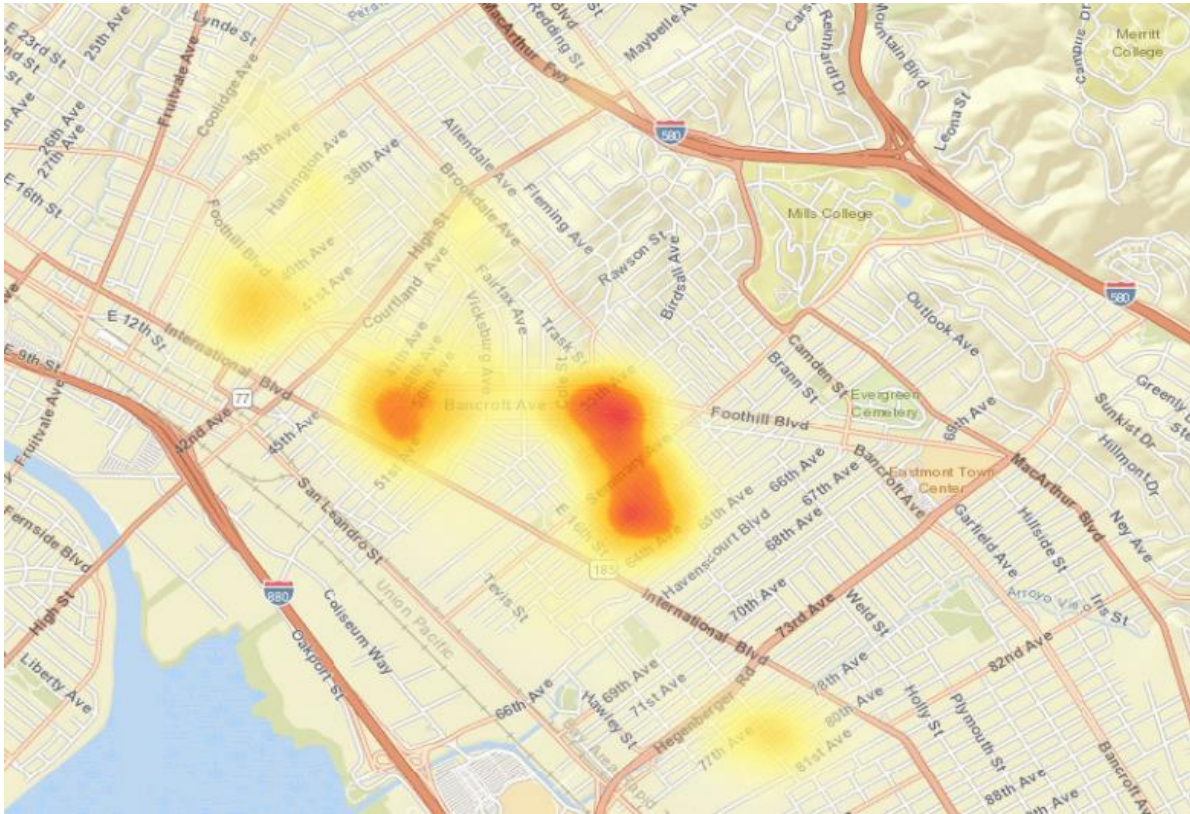


BFO 1 ShotSpotter Incidents



These statistics are drawn from the Oakland Police Dept. database. They are unaudited and not used to figure the crime numbers reported to the FBI's Uniform Crime Reporting (UCR) program. This report is run by the date the crimes occurred. Statistics can be affected by late reporting, the geocoding process, or the reclassification or unfounding of crimes. Because crime reporting and data entry can run behind, all crimes may not be recorded.

BFO 2 ShotSpotter Incidents



These statistics are drawn from the Oakland Police Dept. database. They are unaudited and not used to figure the crime numbers reported to the FBI's Uniform Crime Reporting (UCR) program. This report is run by the date the crimes occurred. Statistics can be affected by late reporting, the geocoding process, or the reclassification or unfounding of crimes. Because crime reporting and data entry can run behind, all crimes may not be recorded.