



## City of Oakland ShotSpotter Report February 2018

### ShotSpotter Data

Incident Type	February	January	% Change	February 2017
Total Incidents Captured	310	399	-22%	214
Multiple Gunshots	183	294	-38%	142
Single Gunshots	62	49	26%	65
Possible Gunshots	65	56	16%	7

### Reported Incidents

Incident Type	February	January	% Change
Monthly Homicide Count	8	4	100%
Assault with a Deadly Weapon – Firearm	29	37	-22%
Gunshot Calls to Dispatch (Citywide)	190	199	-4%

\*Gunshot calls may account more than once for the same incident

### Beat Activity

#### Bureau of Field Operations 1

Beat	Count	Beat	Count	Beat	Count	Beat	Count	Beat	Count
01X	0	05Y	1	11X	0	15X	0	19X	15
02X	3	06X	1	12X	3	16X	0	20X	14
02Y	1	07X	8	12Y	0	16Y	0	21X	9
03X	2	08X	0	13X	0	17X	1	21Y	4
03Y	1	09X	0	13Y	0	17Y	9	22X	0
04X	1	10X	1	14X	0	18X	6	22Y	0
05X	0	10Y	6	14Y	0	18Y	14		

#### Bureau of Field Operations 2

Beat	Count	Beat	Count	Beat	Count	Beat	Count
23X	8	27X	16	31Y	0	35Y	0
24X	16	27Y	18	31Z	0		
24Y	3	28X	9	32X	9		
25X	1	29X	2	32Y	4		
25Y	0	30X	29	33X	19		
26X	4	30Y	7	34X	35		
26Y	16	31X	0	35X	14		

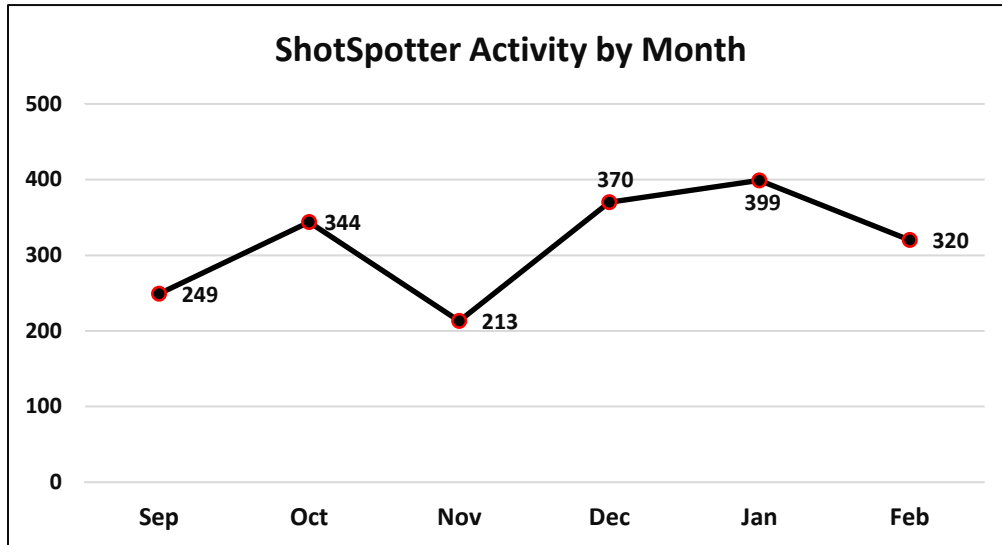
\* ShotSpotter coverage is not citywide; gunshot calls for service are citywide

\*\* More than one sensor can pick up a single incident

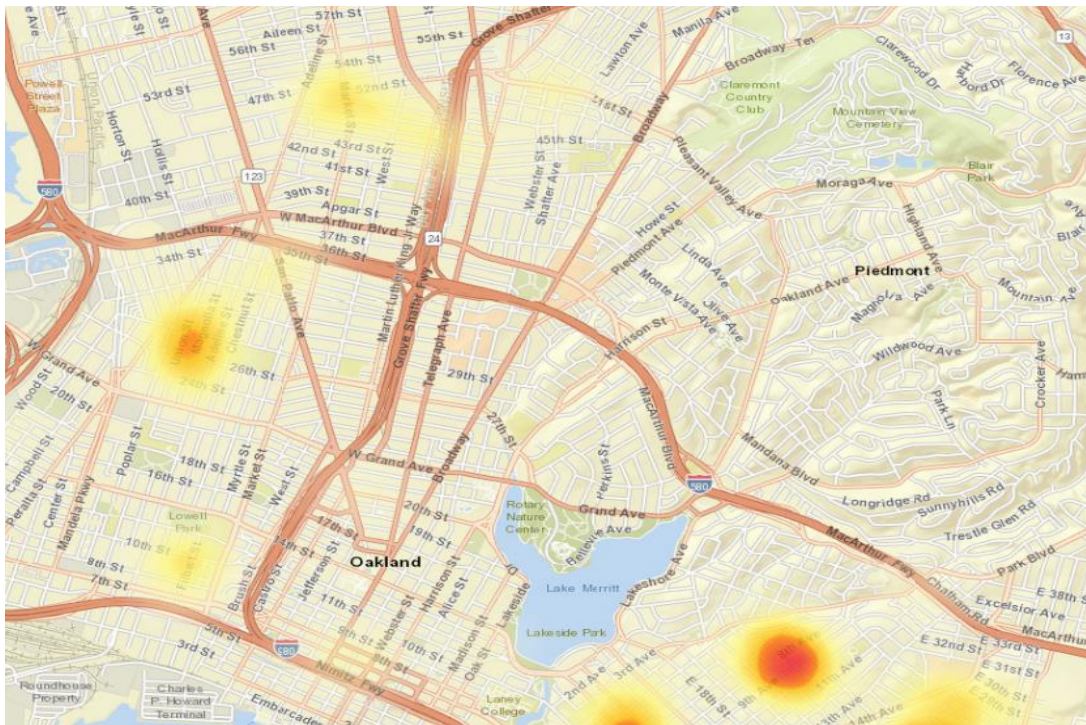
These statistics are drawn from the Oakland Police Dept. database. They are unaudited and not used to figure the crime numbers reported to the FBI's Uniform Crime Reporting (UCR) program. This report is run by the date the crimes occurred. Statistics can be affected by late reporting, the geocoding process, or the reclassification or unfounding of crimes. Because crime reporting and data entry can run behind, all crimes may not be recorded.

## Incidents by Day of Week and Time of Day

DOW	Count	Time of Day	Count
Sunday	80	0000-0259	99
Monday	31	0300-0559	26
Tuesday	21	0600-0859	12
Wednesday	32	0900-1159	6
Thursday	37	1200-1459	23
Friday	51	1500-1759	17
Saturday	58	1800-2059	54
Blank		2100-2359	73



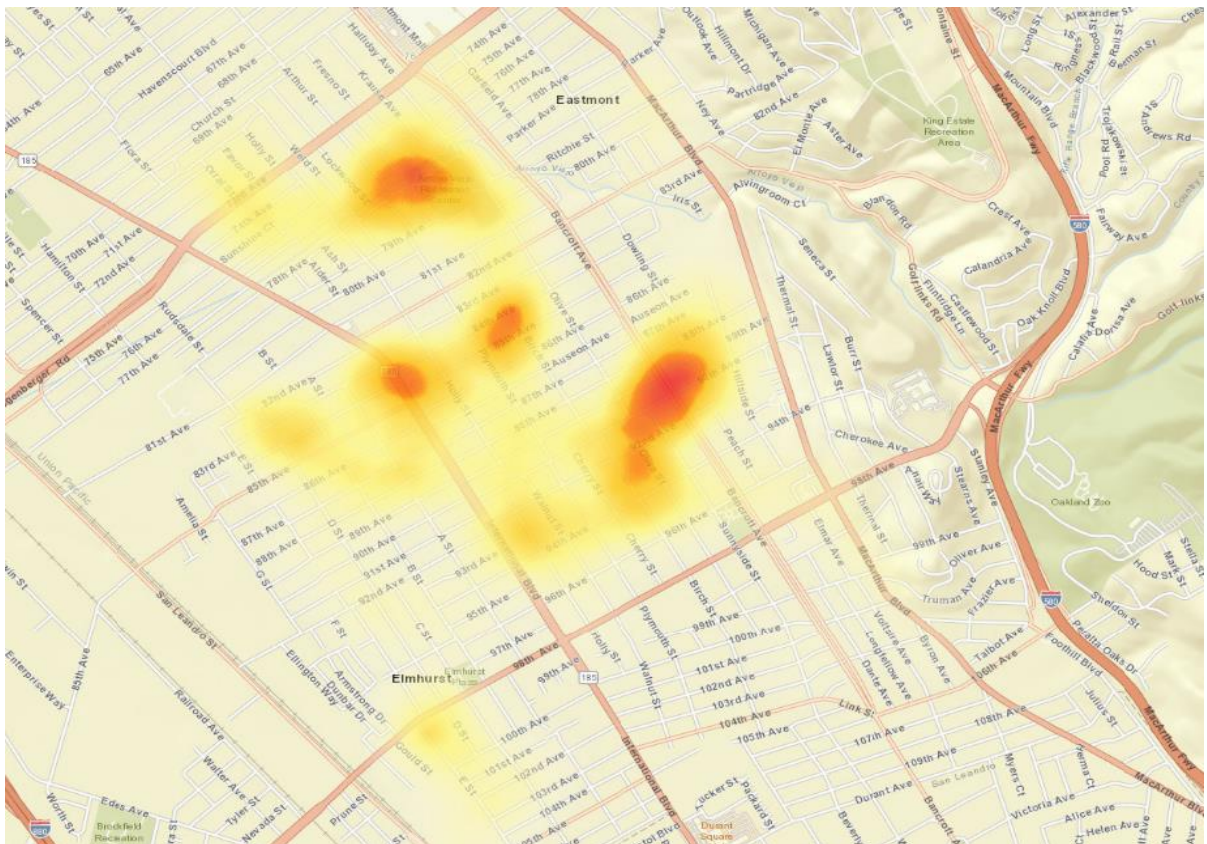
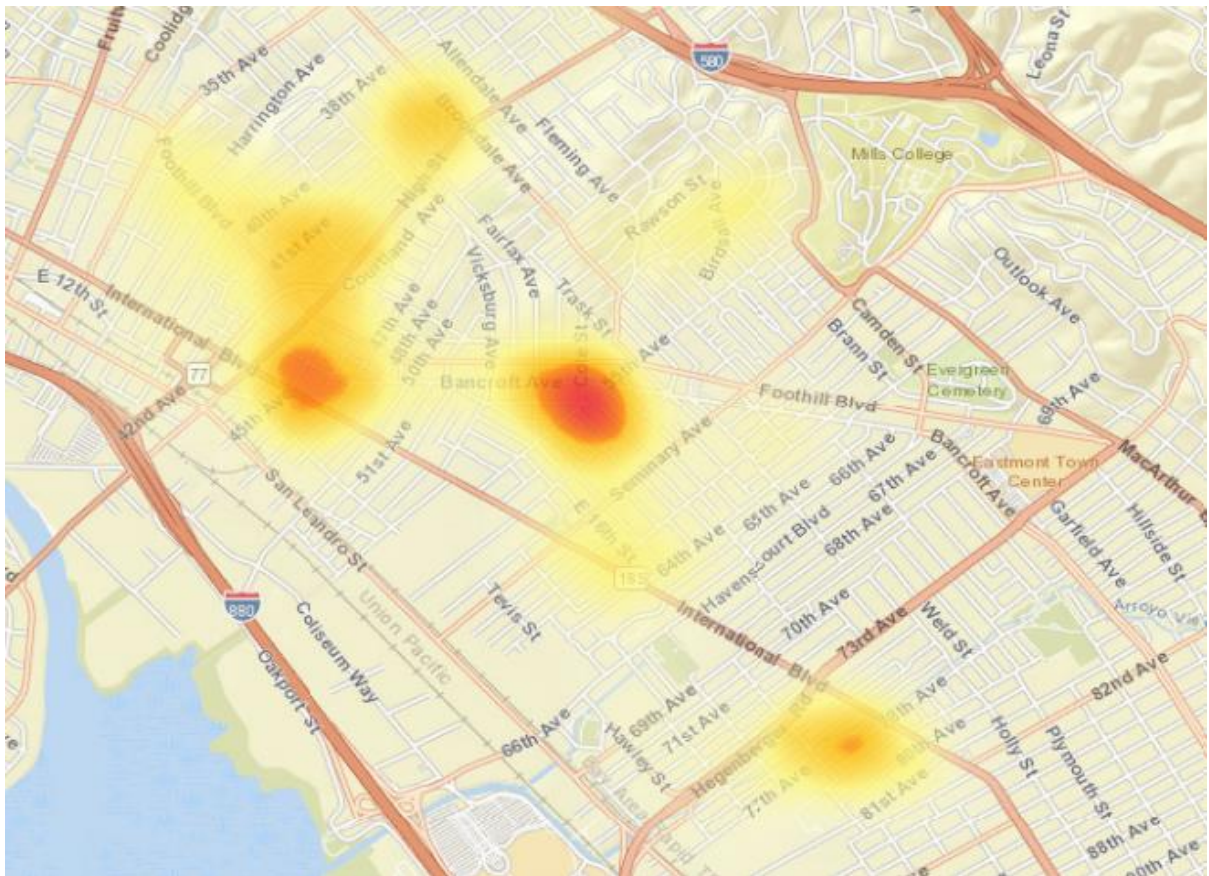
## BFO 1 ShotSpotter Incidents



These statistics are drawn from the Oakland Police Dept. database. They are unaudited and not used to figure the crime numbers reported to the FBI's Uniform Crime Reporting (UCR) program. This report is run by the date the crimes occurred. Statistics can be affected by late reporting, the geocoding process, or the reclassification or unfounding of crimes. Because crime reporting and data entry can run behind, all crimes may not be recorded.



## BFO 2 ShotSpotter Incidents



These statistics are drawn from the Oakland Police Dept. database. They are unaudited and not used to figure the crime numbers reported to the FBI's Uniform Crime Reporting (UCR) program. This report is run by the date the crimes occurred. Statistics can be affected by late reporting, the geocoding process, or the reclassification or unfounding of crimes. Because crime reporting and data entry can run behind, all crimes may not be recorded.