



## City of Oakland ShotSpotter Report July 2017

### ShotSpotter Data

Incident Type	July	June	% Change	July 2016
Total Incidents Captured	184	372	-50%	310
Multiple Gunshots	139	222	-83%	247
Single Gunshots	19	62	-69%	32
Possible Gunshots	26	88	-70%	31

### Reported Incidents

Incident Type	July	June	% Change
Monthly Homicide Count	2	9	-78%
Assault with a Deadly Weapon – Firearm	45	27	67%
Gunshot Calls to Dispatch (Citywide)	318	357	-11%

\*Gunshot calls may account more than once for the same incident

### Beat Activity

#### Bureau of Field Operations 1

Beat	Count	Beat	Count	Beat	Count	Beat	Count	Beat	Count
01X	0	05Y	1	11X	0	15X	1	19X	2
02X	4	06X	4	12X	0	16X	0	20X	4
02Y	2	07X	6	12Y	1	16Y	0	21X	4
03X	1	08X	3	13X	0	17X	2	21Y	10
03Y	2	09X	0	13Y	0	17Y	4	22X	0
04X	1	10X	2	14X	2	18X	3	22Y	0
05X	2	10Y	2	14Y	0	18Y	3		

#### Bureau of Field Operations 2

Beat	Count	Beat	Count	Beat	Count	Beat	Count
23X	6	27X	6	31Y	0	35Y	0
24X	1	27Y	6	31Z	0		
24Y	4	28X	5	32X	8		
25X	0	29X	3	32Y	4		
25Y	0	30X	11	33X	19		
26X	2	30Y	7	34X	19		
26Y	11	31X	0	35X	6		

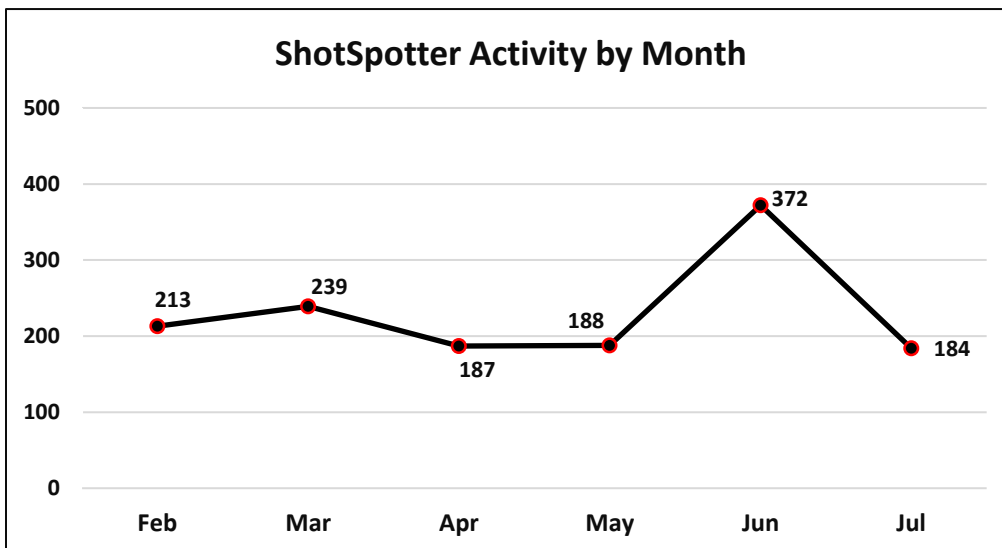
\* ShotSpotter coverage is not citywide; gunshot calls for service are citywide

\*\* More than one sensor can pick up a single incident

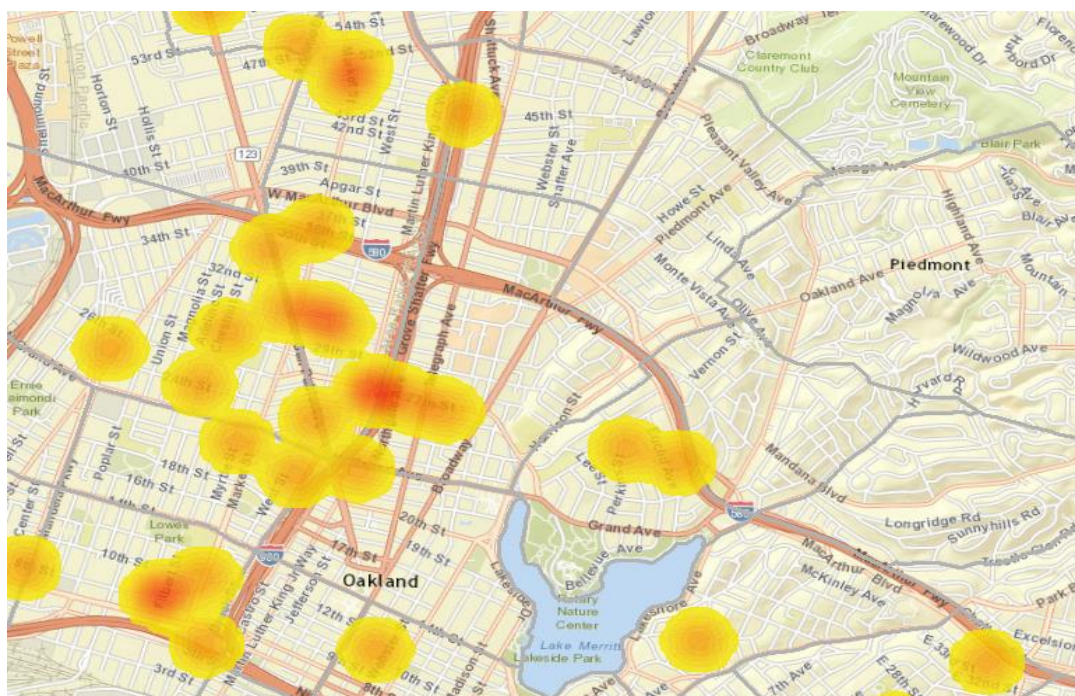
These statistics are drawn from the Oakland Police Dept. database. They are unaudited and not used to figure the crime numbers reported to the FBI's Uniform Crime Reporting (UCR) program. This report is run by the date the crimes occurred. Statistics can be affected by late reporting, the geocoding process, or the reclassification or unfounding of crimes. Because crime reporting and data entry can run behind, all crimes may not be recorded.

## Incidents by Day of Week and Time of Day

DOW	Count	Time of Day	Count
Sunday	16	0000-0259	76
Monday	9	0300-0559	18
Tuesday	10	0600-0859	0
Wednesday	22	0900-1159	6
Thursday	10	1200-1459	5
Friday	7	1500-1759	11
Saturday	38	1800-2059	19
Blank	0	2100-2359	49

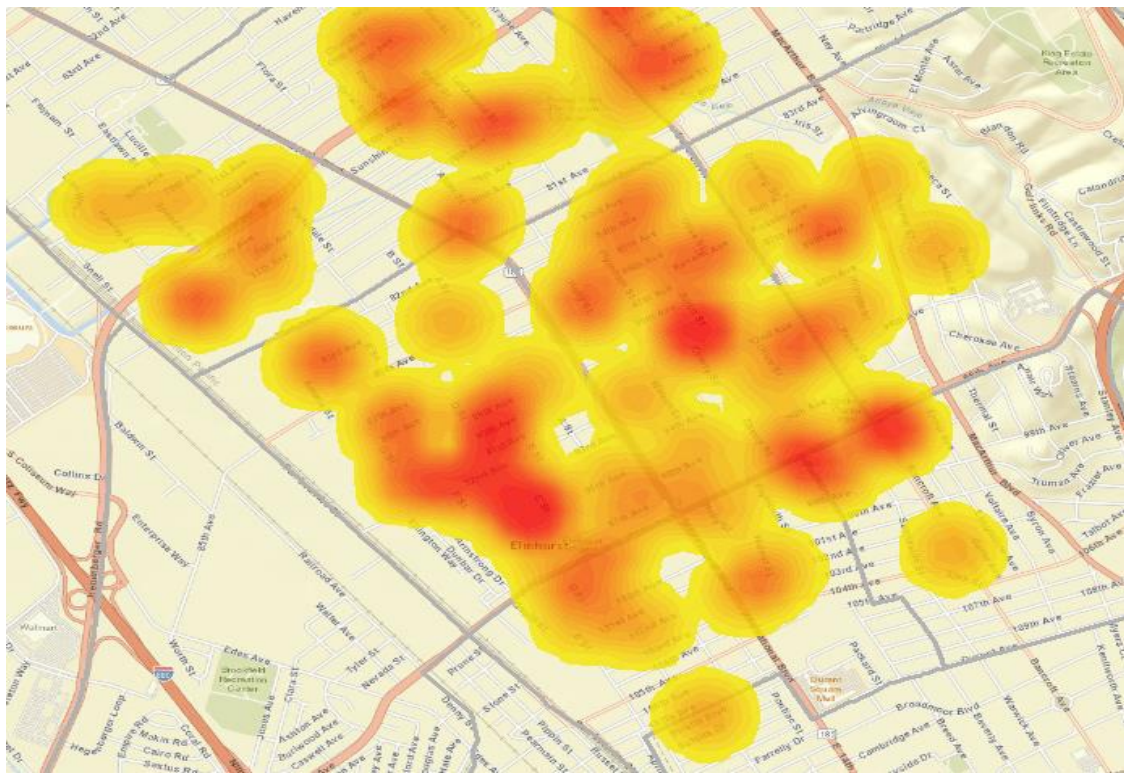


## BFO 1 ShotSpotter Incidents



These statistics are drawn from the Oakland Police Dept. database. They are unaudited and not used to figure the crime numbers reported to the FBI's Uniform Crime Reporting (UCR) program. This report is run by the date the crimes occurred. Statistics can be affected by late reporting, the geocoding process, or the reclassification or unfounding of crimes. Because crime reporting and data entry can run behind, all crimes may not be recorded.

## BFO 2 ShotSpotter Incidents



These statistics are drawn from the Oakland Police Dept. database. They are unaudited and not used to figure the crime numbers reported to the FBI's Uniform Crime Reporting (UCR) program. This report is run by the date the crimes occurred. Statistics can be affected by late reporting, the geocoding process, or the reclassification or unfounding of crimes. Because crime reporting and data entry can run behind, all crimes may not be recorded.