



City of Oakland ShotSpotter Report May 2017

ShotSpotter Data

Incident Type	May	April	% Change	May 2016
Total Incidents Captured	188	187	1%	254
Multiple Gunshots	121	140	-14%	168
Single Gunshots	50	39	28%	51
Possible Gunshots	14	8	75%	35

Reported Incidents

Incident Type	May	April	% Change
Monthly Homicide Count	5	4	25%
Assault with a Deadly Weapon – Firearm	40	37	8%
Gunshot Calls to Dispatch (Citywide)	184	166	11%

*Gunshot calls may account more than once for the same incident

Beat Activity

Bureau of Field Operations 1

Beat	Count	Beat	Count	Beat	Count
01X	1	05Y	2	11X	0
02X	3	06X	6	12X	0
02Y	1	07X	9	12Y	0
03X	3	08X	3	13X	0
03Y	1	09X	0	13Y	0
04X	1	10X	2	14X	0
05X	2	10Y	1	14Y	0

Bureau of Field Operations 2

Beat	Count	Beat	Count	Beat	Count	Beat	Count	Beat	Count
15X	1	19X	3	24X	6	27Y	7	31Z	0
16X	0	20X	3	24Y	7	28X	5	32X	9
16Y	0	21X	4	25X	0	29X	3	32Y	8
17X	0	21Y	9	25Y	0	30X	18	33X	15
17Y	1	22X	0	26X	0	30Y	6	34X	14
18X	1	22Y	0	26Y	6	31X	0	35X	8
18Y	2	23X	9	27X	8	31Y	0	35Y	0

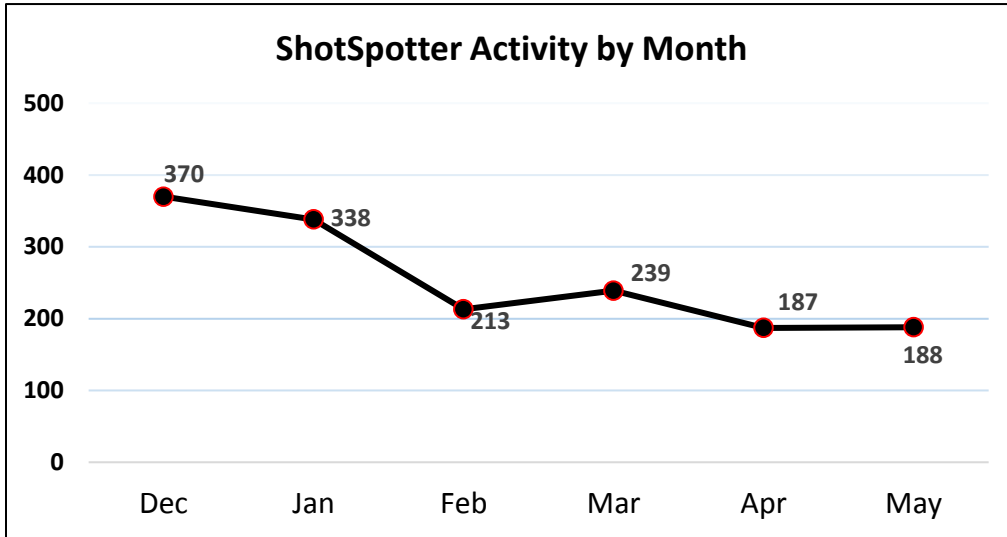
* ShotSpotter coverage is not citywide; gunshot calls for service are citywide

** More than one sensor can pick up a single incident

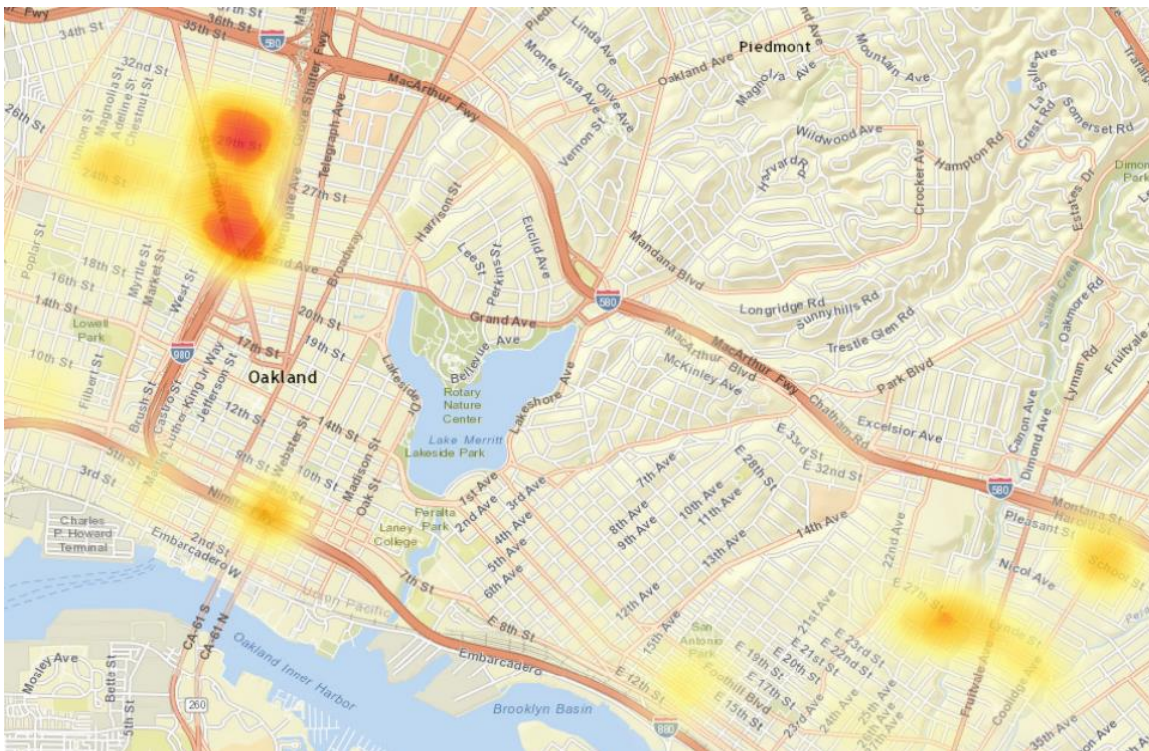
These statistics are drawn from the Oakland Police Dept. database. They are unaudited and not used to figure the crime numbers reported to the FBI's Uniform Crime Reporting (UCR) program. This report is run by the date the crimes occurred. Statistics can be affected by late reporting, the geocoding process, or the reclassification or unfounding of crimes. Because crime reporting and data entry can run behind, all crimes may not be recorded.

Incidents by Day of Week and Time of Day

DOW	Count	Time of Day	Count
Sunday	48	0000-0259	47
Monday	29	0300-0559	33
Tuesday	22	0600-0859	3
Wednesday	14	0900-1159	7
Thursday	9	1200-1459	9
Friday	25	1500-1759	14
Saturday	41	1800-2059	18
Blank	0	2100-2359	57

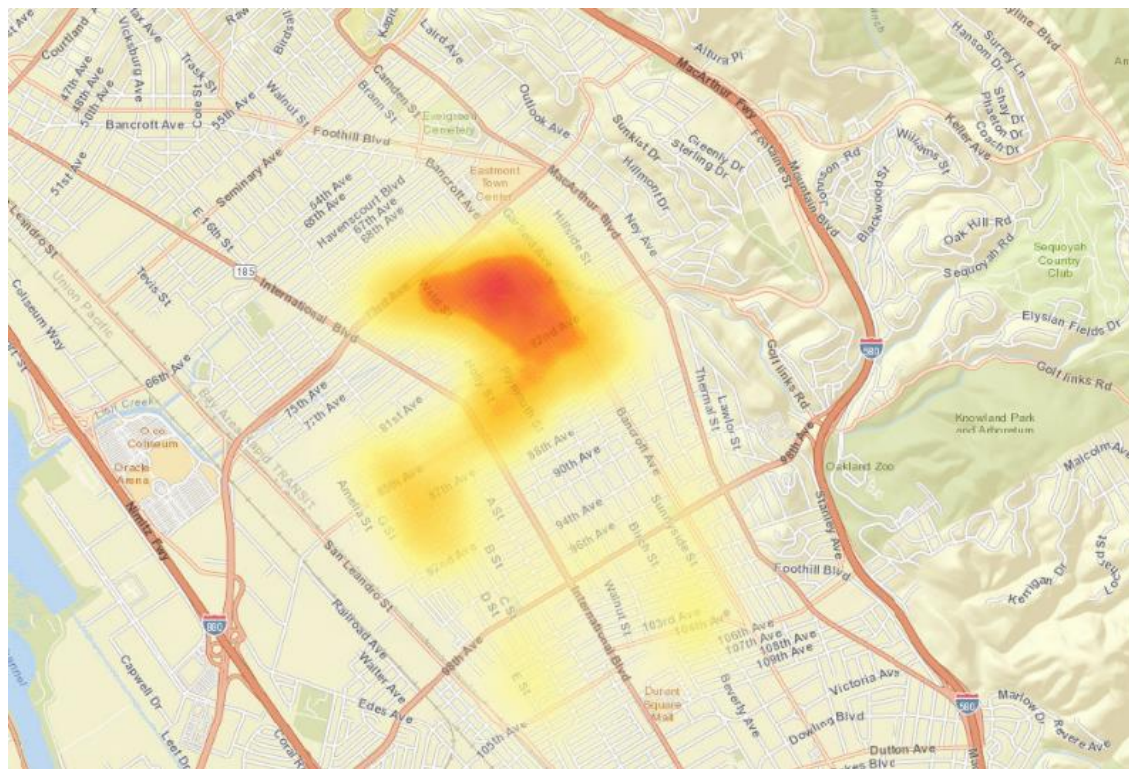
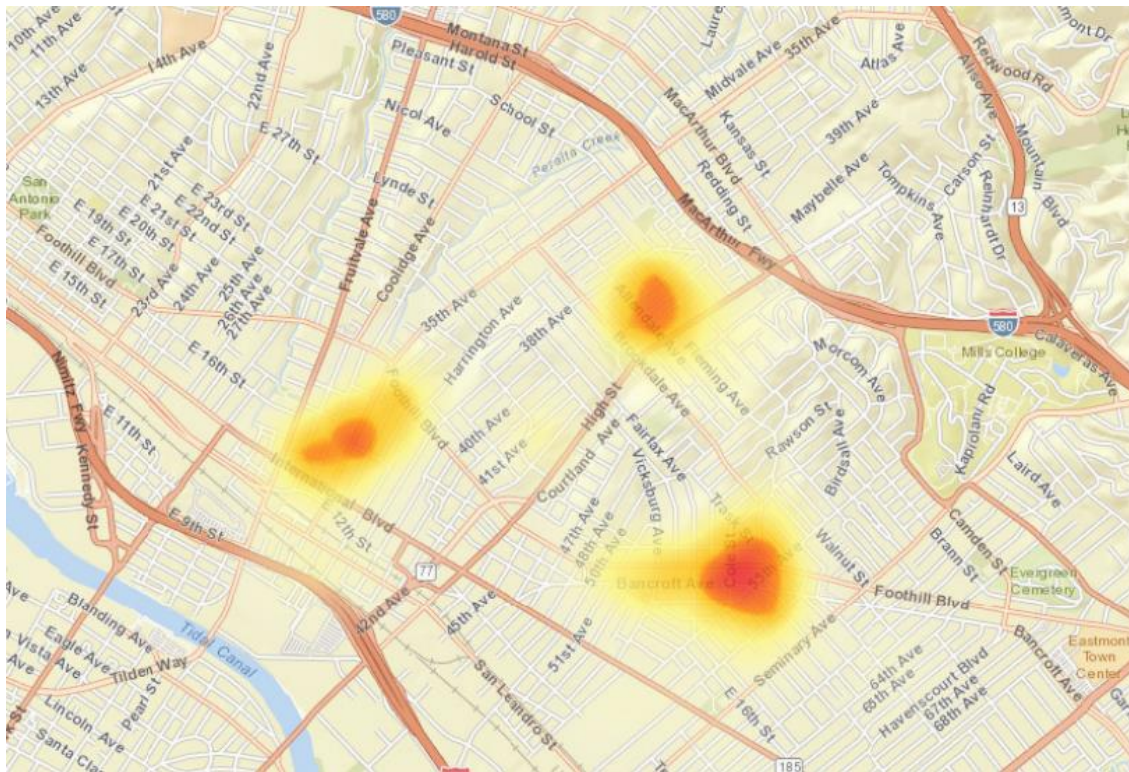


West Oakland ShotSpotter Incidents



These statistics are drawn from the Oakland Police Dept. database. They are unaudited and not used to figure the crime numbers reported to the FBI's Uniform Crime Reporting (UCR) program. This report is run by the date the crimes occurred. Statistics can be affected by late reporting, the geocoding process, or the reclassification or unfounding of crimes. Because crime reporting and data entry can run behind, all crimes may not be recorded.

East Oakland ShotSpotter Incidents



These statistics are drawn from the Oakland Police Dept. database. They are unaudited and not used to figure the crime numbers reported to the FBI's Uniform Crime Reporting (UCR) program. This report is run by the date the crimes occurred. Statistics can be affected by late reporting, the geocoding process, or the reclassification or unfounding of crimes. Because crime reporting and data entry can run behind, all crimes may not be recorded.