



City of Oakland ShotSpotter Report April 2017

ShotSpotter Data

Incident Type	April	March	% Change	April 2016
Total Incidents Captured	187	239	-22%	189
Multiple Gunshots	140	152	-8%	129
Single Gunshots	39	71	-45%	43
Possible Gunshots	8	16	-50%	17

Reported Incidents

Incident Type	April	March	% Change
Monthly Homicide Count	4	6	-2%
Assault with a Deadly Weapon – Firearm	37	34	9%
Gunshot Calls to Dispatch (Citywide)	166	153	9%

*Gunshot calls may account more than once for the same incident

Beat Activity

Bureau of Field Operations 1

Beat	Count	Beat	Count	Beat	Count
01X	3	05Y	1	11X	0
02X	2	06X	2	12X	1
02Y	5	07X	6	12Y	0
03X	0	08X	0	13X	0
03Y	1	09X	0	13Y	0
04X	3	10X	2	14X	0
05X	2	10Y	2	14Y	0

Bureau of Field Operations 2

Beat	Count	Beat	Count	Beat	Count	Beat	Count	Beat	Count
15X	3	19X	1	24X	7	27Y	14	31Z	0
16X	0	20X	3	24Y	2	28X	1	32X	3
16Y	0	21X	4	25X	1	29X	3	32Y	4
17X	5	21Y	7	25Y	0	30X	13	33X	14
17Y	2	22X	0	26X	3	30Y	2	34X	26
18X	3	22Y	0	26Y	9	31X	0	35X	5
18Y	3	23X	7	27X	12	31Y	0	35Y	0

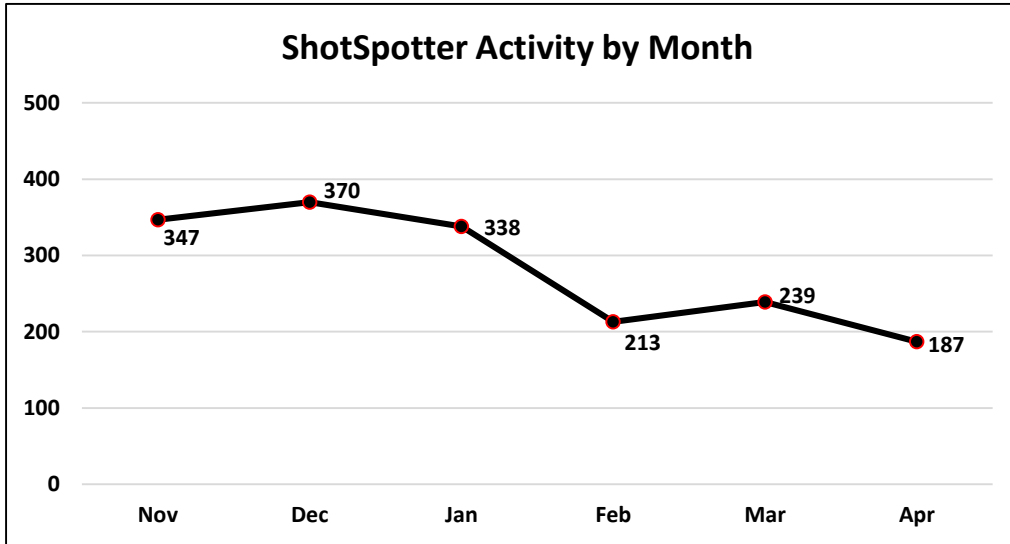
* ShotSpotter coverage is not citywide; gunshot calls for service are citywide

** More than one sensor can pick up a single incident

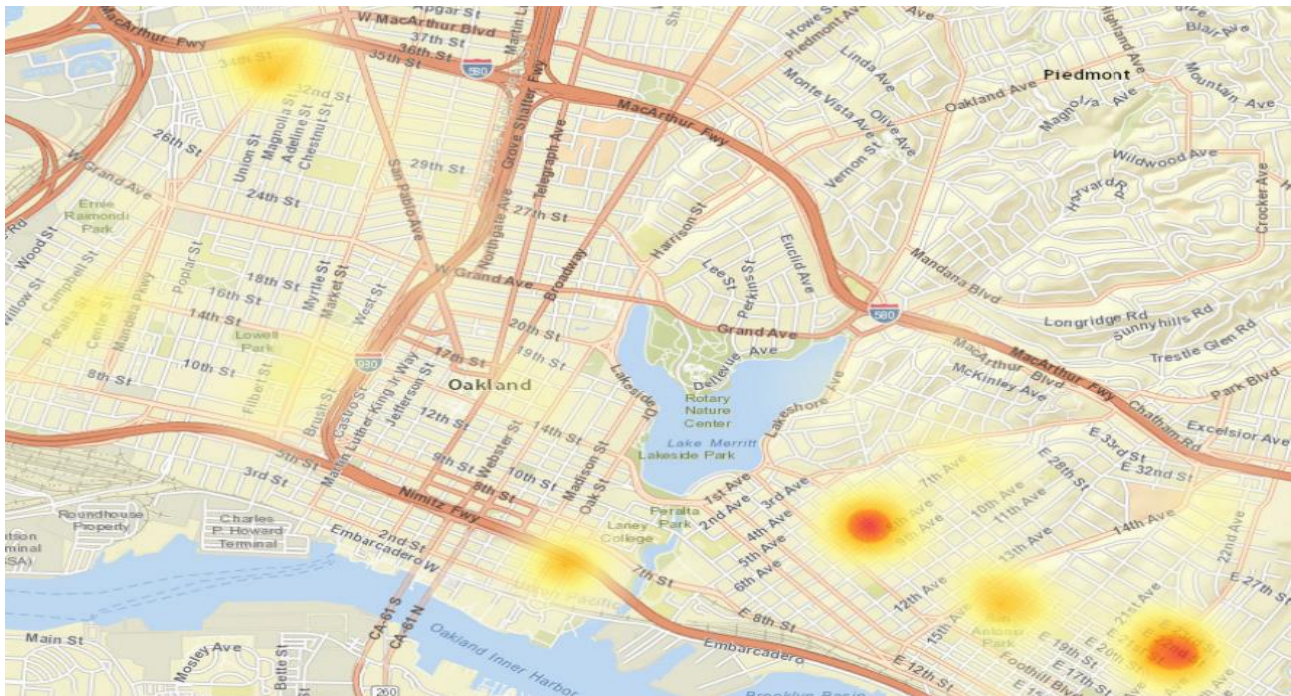
These statistics are drawn from the Oakland Police Dept. database. They are unaudited and not used to figure the crime numbers reported to the FBI's Uniform Crime Reporting (UCR) program. This report is run by the date the crimes occurred. Statistics can be affected by late reporting, the geocoding process, or the reclassification or unfounding of crimes. Because crime reporting and data entry can run behind, all crimes may not be recorded.

Incidents by Day of Week and Time of Day

DOW	Count	Time of Day	Count
Sunday	40	0000-0259	59
Monday	25	0300-0559	31
Tuesday	27	0600-0859	2
Wednesday	15	0900-1159	6
Thursday	10	1200-1459	6
Friday	23	1500-1759	11
Saturday	47	1800-2059	14
Blank	0	2100-2359	58

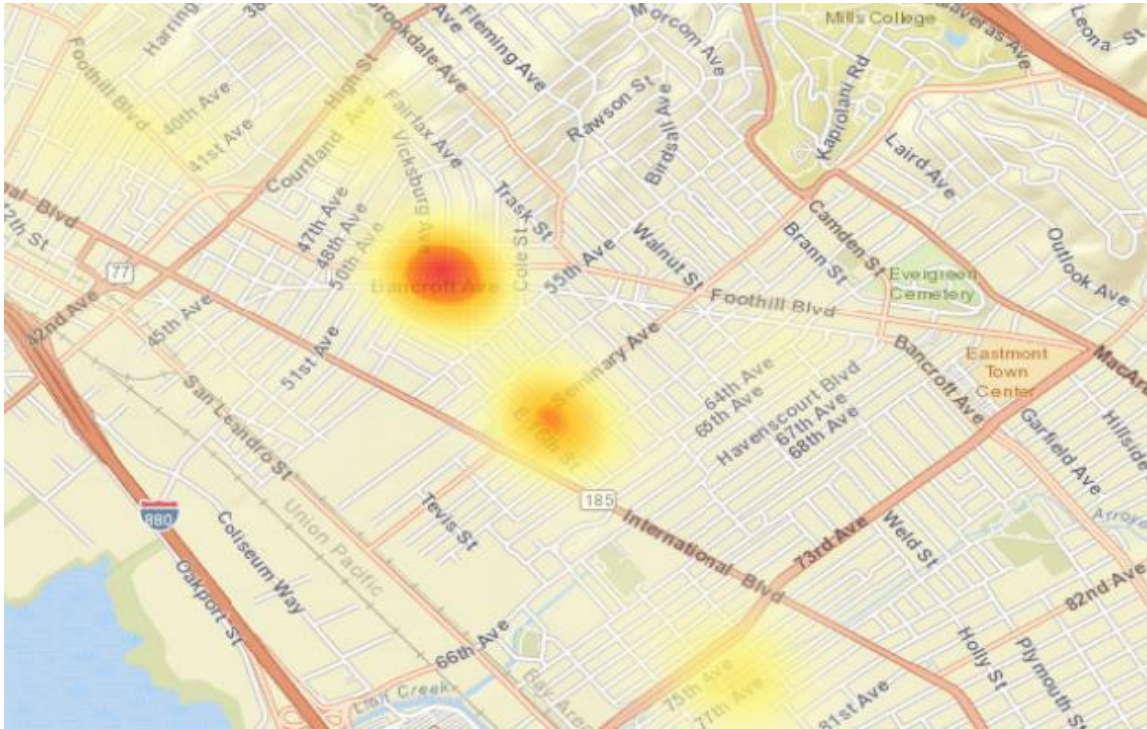


West Oakland ShotSpotter Incidents



These statistics are drawn from the Oakland Police Dept. database. They are unaudited and not used to figure the crime numbers reported to the FBI's Uniform Crime Reporting (UCR) program. This report is run by the date the crimes occurred. Statistics can be affected by late reporting, the geocoding process, or the reclassification or unfounding of crimes. Because crime reporting and data entry can run behind, all crimes may not be recorded.

East Oakland ShotSpotter Incidents



These statistics are drawn from the Oakland Police Dept. database. They are unaudited and not used to figure the crime numbers reported to the FBI's Uniform Crime Reporting (UCR) program. This report is run by the date the crimes occurred. Statistics can be affected by late reporting, the geocoding process, or the reclassification or unfounding of crimes. Because crime reporting and data entry can run behind, all crimes may not be recorded.