



City of Oakland ShotSpotter Report March 2017

ShotSpotter Data

Incident Type	March	February	% Change	March 2016
Total Incidents Captured	239	213	12%	311
Multiple Gunshots	152	140	9%	233
Single Gunshots	71	66	8%	57
Possible Gunshots	16	7	129%	21

Reported Incidents

Incident Type	March	February	% Change
Monthly Homicide Count	6	9	-33%
Assault with a Deadly Weapon – Firearm	34	34	0%
Gunshot Calls to Dispatch (Citywide)	153	174	-12%

*Gunshot calls may account more than once for the same incident

Beat Activity

Bureau of Field Operations 1

Beat	Count	Beat	Count	Beat	Count
01X	2	05Y	1	11X	2
02X	0	06X	5	12X	2
02Y	2	07X	2	12Y	0
03X	2	08X	6	13X	0
03Y	1	09X	0	13Y	0
04X	1	10X	2	14X	2
05X	3	10Y	1	14Y	0

Bureau of Field Operations 2

Beat	Count	Beat	Count	Beat	Count	Beat	Count	Beat	Count
15X	0	19X	6	24X	7	27Y	15	31Z	0
16X	0	20X	11	24Y	1	28X	2	32X	15
16Y	0	21X	4	25X	0	29X	1	32Y	2
17X	6	21Y	12	25Y	0	30X	20	33X	26
17Y	1	22X	0	26X	3	30Y	8	34X	20
18X	3	22Y	0	26Y	7	31X	0	35X	13
18Y	5	23X	4	27X	13	31Y	0	35Y	0

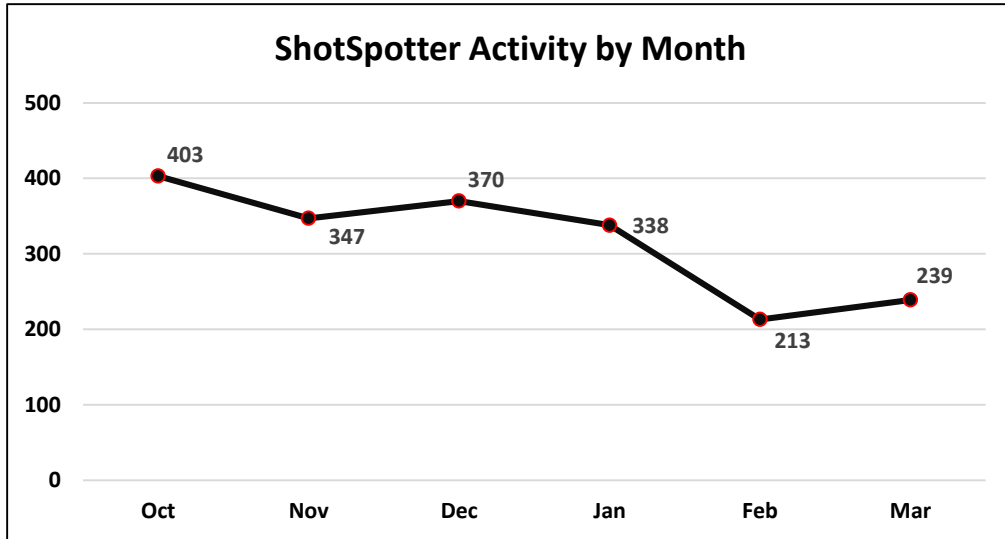
* ShotSpotter coverage is not citywide; gunshot calls for service are citywide

** More than one sensor can pick up a single incident

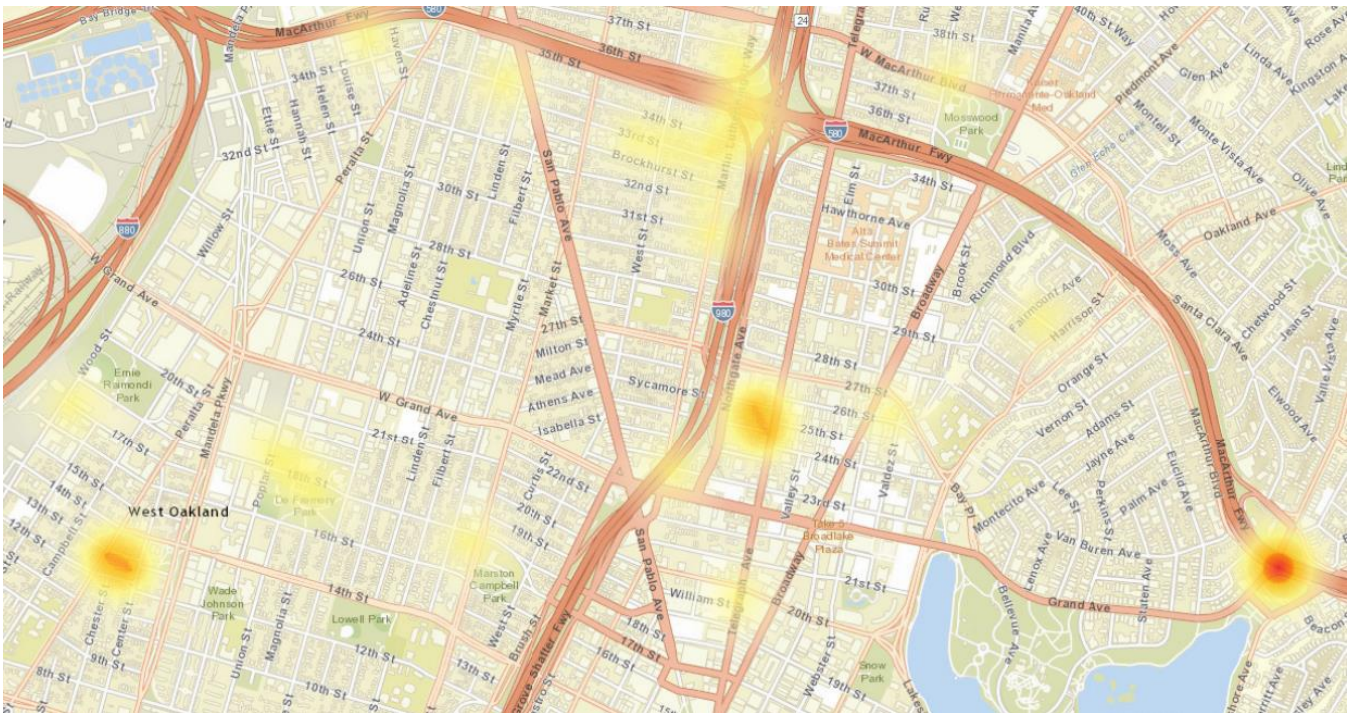
These statistics are drawn from the Oakland Police Dept. database. They are unaudited and not used to figure the crime numbers reported to the FBI's Uniform Crime Reporting (UCR) program. This report is run by the date the crimes occurred. Statistics can be affected by late reporting, the geocoding process, or the reclassification or unfounding of crimes. Because crime reporting and data entry can run behind, all crimes may not be recorded.

Incidents by Day of Week and Time of Day

DOW	Count	Time of Day	Count
Sunday	35	0000-0259	80
Monday	36	0300-0559	23
Tuesday	21	0600-0859	6
Wednesday	35	0900-1159	3
Thursday	26	1200-1459	9
Friday	46	1500-1759	9
Saturday	40	1800-2059	37
Blank	0	2100-2359	72

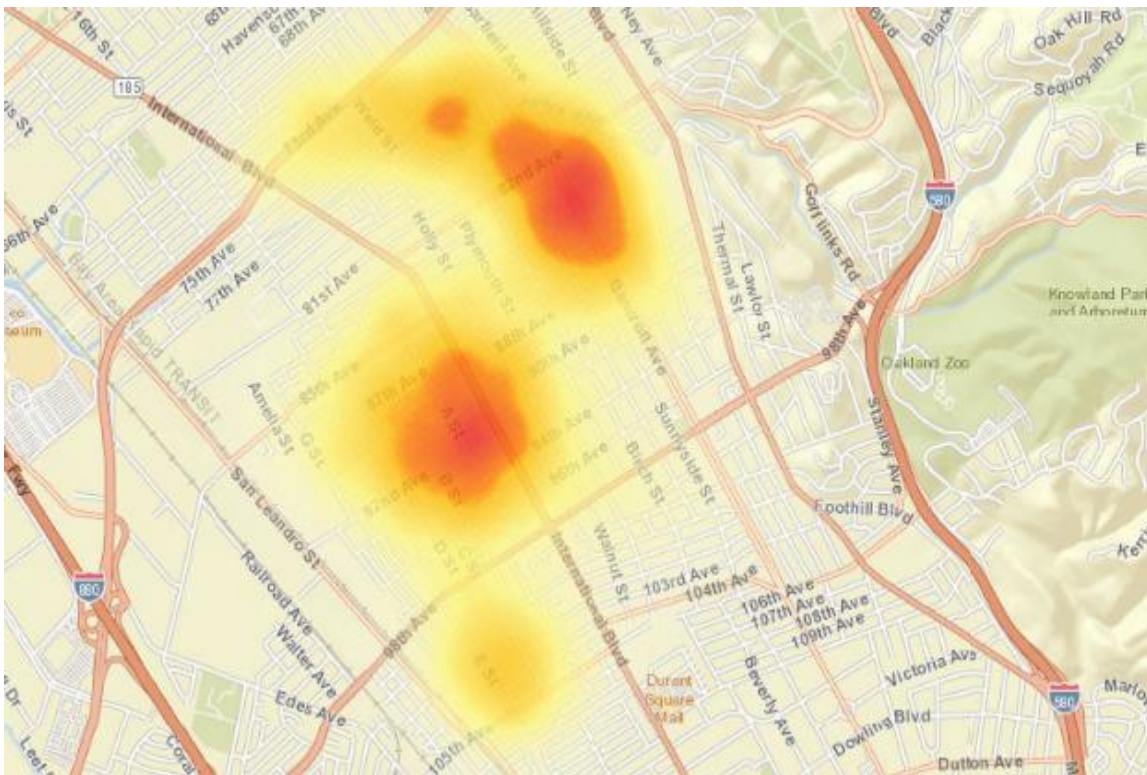
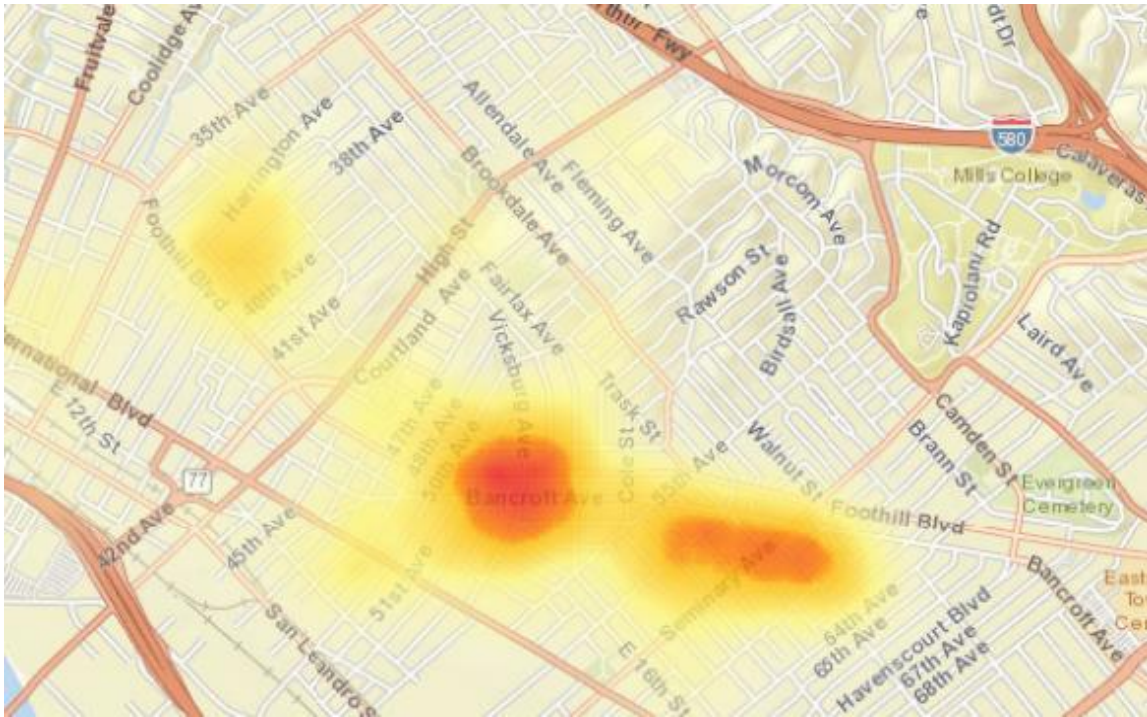


West Oakland ShotSpotter Incidents



These statistics are drawn from the Oakland Police Dept. database. They are unaudited and not used to figure the crime numbers reported to the FBI's Uniform Crime Reporting (UCR) program. This report is run by the date the crimes occurred. Statistics can be affected by late reporting, the geocoding process, or the reclassification or unfounding of crimes. Because crime reporting and data entry can run behind, all crimes may not be recorded.

East Oakland ShotSpotter Incidents



These statistics are drawn from the Oakland Police Dept. database. They are unaudited and not used to figure the crime numbers reported to the FBI's Uniform Crime Reporting (UCR) program. This report is run by the date the crimes occurred. Statistics can be affected by late reporting, the geocoding process, or the reclassification or unfounding of crimes. Because crime reporting and data entry can run behind, all crimes may not be recorded.