



## CITY OF OAKLAND SHOT SPOTTER REPORT

### October 2014

#### *Shot Spotter Data*

Incident Type	September	October	% Change	October 2013
Total Incidents Captured	270	357	32%	329
Multiple Gunshots	186	241	30%	190
Single Gunshot	66	82	24%	101
Possible Gunshot(s)	18	34	89%	37

#### *Reported Incidents*

Incident Type	September	October	% Change
Monthly Homicide Count	3	14	367%
Assault with a Deadly Weapon ó Firearm	25	49	96%
Gunshot Calls To Dispatch (Citywide)	280	294	5%

#### *Most Active Beats*

##### **Gunshot Calls**

BEAT	COUNT
07X	17
30Y	17
10Y	15
29X	13
35X	13
05X	12
06X	12
21Y	12
23X	12

##### **Shot Spotter Calls**

BEAT	COUNT
30X	32
34X	26
27Y	22
33X	20
26Y	20
32X	19
21Y	17
27X	16
35X	16

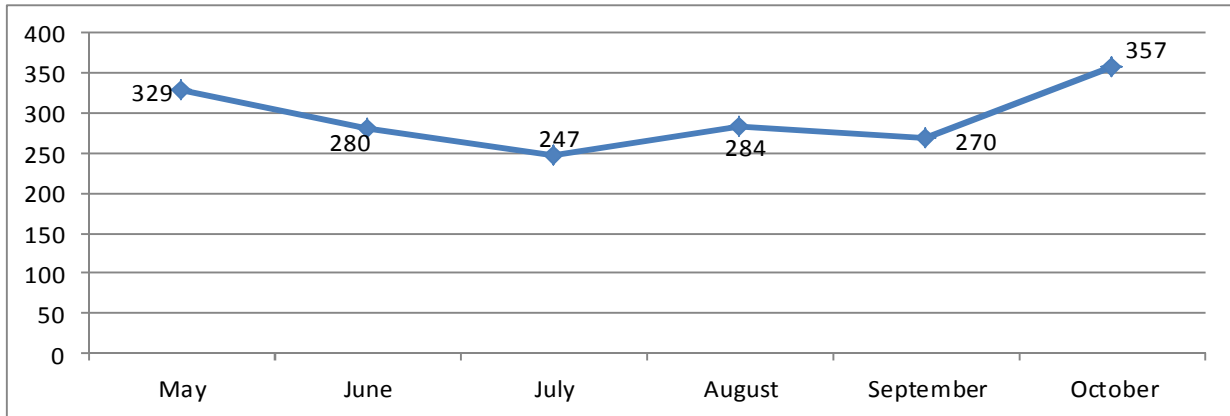
##### **Combined Calls**

BEAT	COUNT
30X	37
34X	36
27Y	35
07X	31
21Y	29
32X	29
35X	29
33X	26
23X	25

\*Shot Spotter coverage is not citywide, gunshot calls is citywide

**Incidents by Day of Week and Time of Day**

DOW	COUNT	TIME OF DAY	COUNT
Monday	47	0000-0259	112
Tuesday	28	0300-0559	47
Wednesday	39	0600-0859	10
Thursday	30	0900-1159	5
Friday	34	1200-1459	9
Saturday	77	1500-1759	12
Sunday	69	1800-2059	61
Blank	0	2100-2359	118

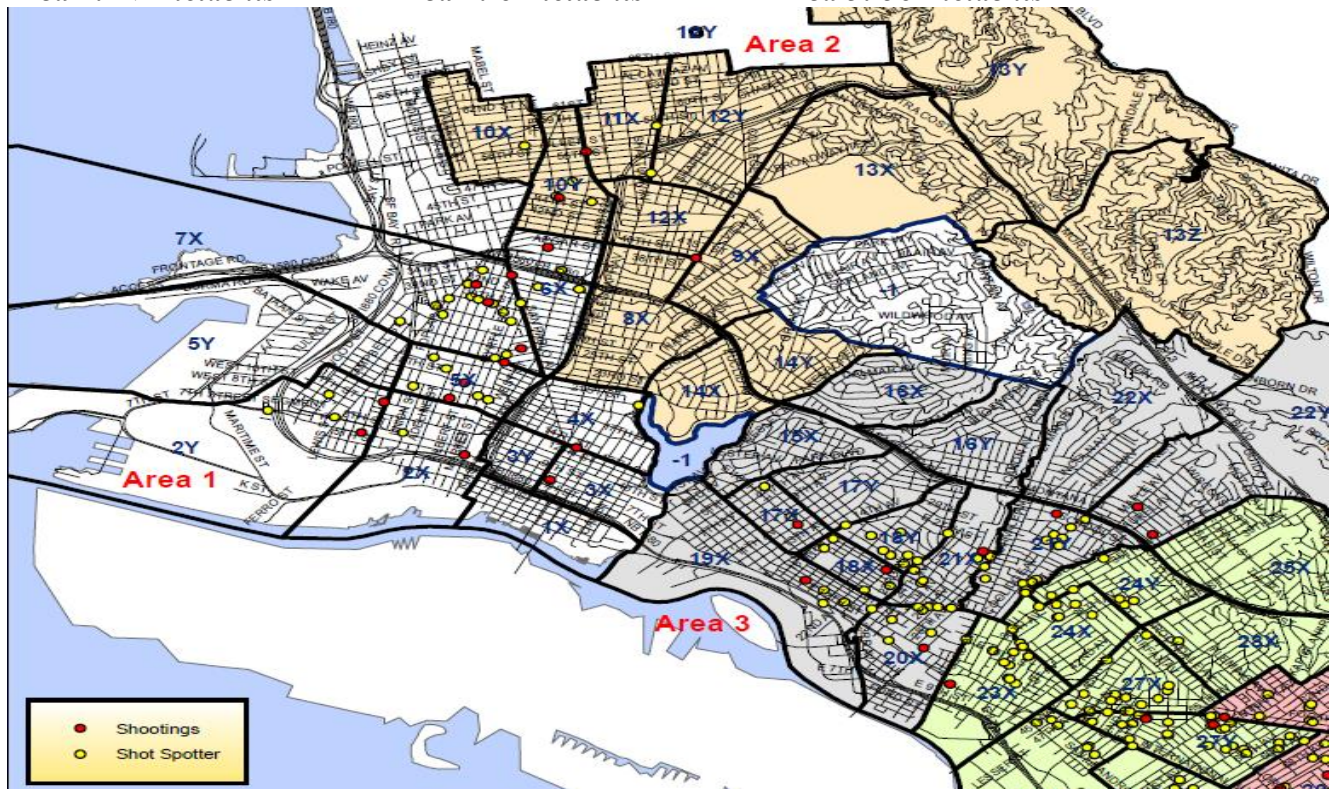


**WEST OAKLAND (Area's 1-3) SHOT SPOTTER INCIDENTS**

Area 1: 27 Incidents

Area 2: 6 Incidents

Area 3: 56 Incidents



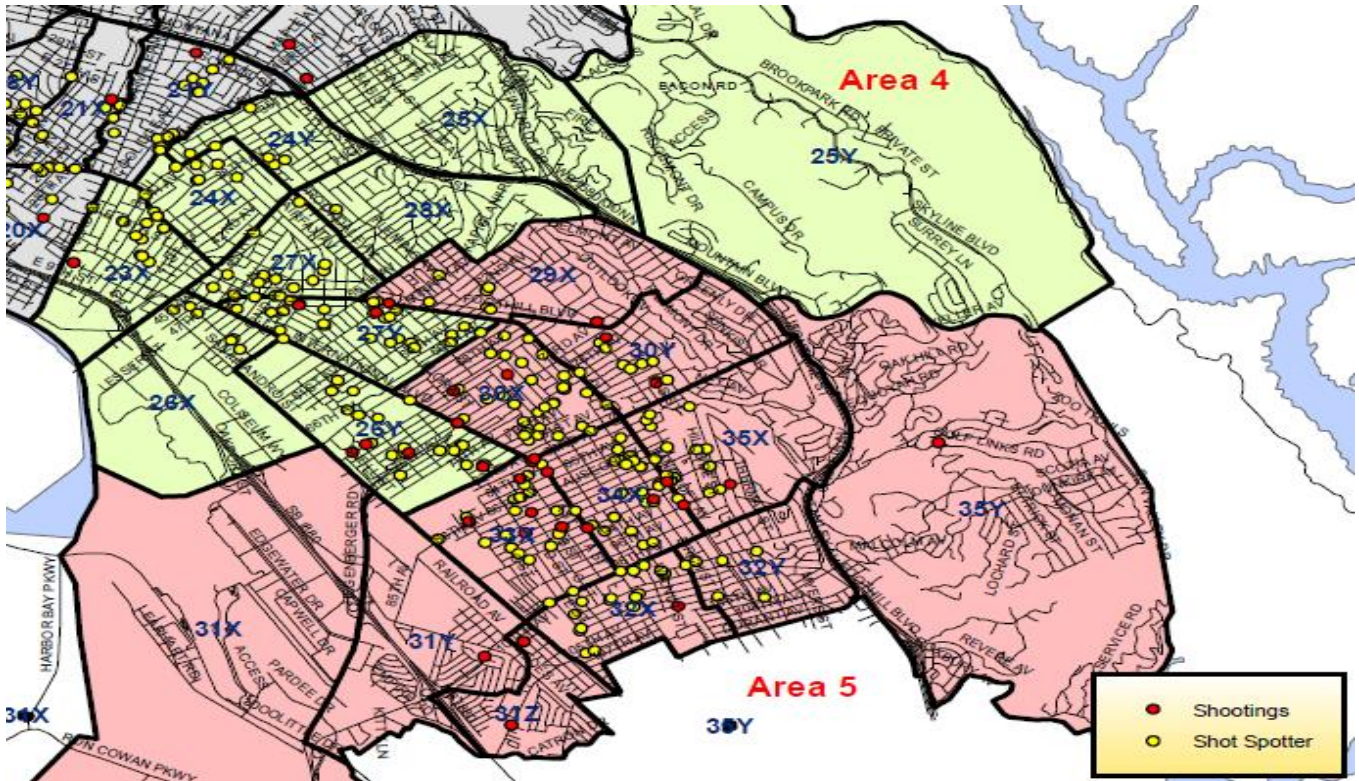
Data is extracted from the Oakland Police Department records database and are unaudited. The numbers do not match the official reports reported to the FBI through the Uniform Crime Reporting (UCR) program. Crime statistics can be affected by late reporting, the reclassification or unfounding of crimes, or the geo-coding process. *The only certified numbers are those contained in the UCR*

# EAST OAKLAND SHOT SPOTTER INCIDENTS

Area 4: 97 Incidents

Area 5: 137 Incidents

Unknown Beat: 34



\*More than one sensor may pick-up a single incident

Data is extracted from the Oakland Police Department records database and are unaudited. The numbers do not match the official reports reported to the FBI through the Uniform Crime Reporting (UCR) program. Crime statistics can be affected by late reporting, the reclassification or unbounding of crimes, or the geo-coding process. *The only certified numbers are those contained in the UCR*