



City of Oakland ShotSpotter Report August 2018

ShotSpotter Data

Incident Type	August	July	% Change	August 2017
Total Incidents Captured	277	283	-2%	168
Multiple Gunshots	180	193	-7%	100
Single Gunshots	81	62	31%	36
Possible Gunshots	16	28	-43%	32

Reported Incidents

Incident Type	August	July	% Change
Monthly Homicide Count	7	9	-22%
Assault with a Deadly Weapon – Firearm	51	37	38%
Gunshot Calls to Dispatch (Citywide)	200	271	-26%

*Gunshot calls may account more than once for the same incident

Beat Activity

Bureau of Field Operations 1

Beat	Count	Beat	Count	Beat	Count	Beat	Count	Beat	Count
01X	0	05Y	0	11X	1	15X	1	19X	17
02X	2	06X	7	12X	0	16X	0	20X	8
02Y	1	07X	11	12Y	0	16Y	0	21X	8
03X	0	08X	2	13X	0	17X	3	21Y	7
03Y	0	09X	0	13Y	0	17Y	1	22X	0
04X	3	10X	1	14X	0	18X	11	22Y	0
05X	7	10Y	4	14Y	0	18Y	8		

Bureau of Field Operations 2

Beat	Count	Beat	Count	Beat	Count	Beat	Count
23X	7	27X	4	31Y	0	35Y	0
24X	13	27Y	17	31Z	0		
24Y	5	28X	3	32X	16		
25X	0	29X	9	32Y	4		
25Y	0	30X	26	33X	16		
26X	3	30Y	4	34X	21		
26Y	22	31X	0	35X	4		

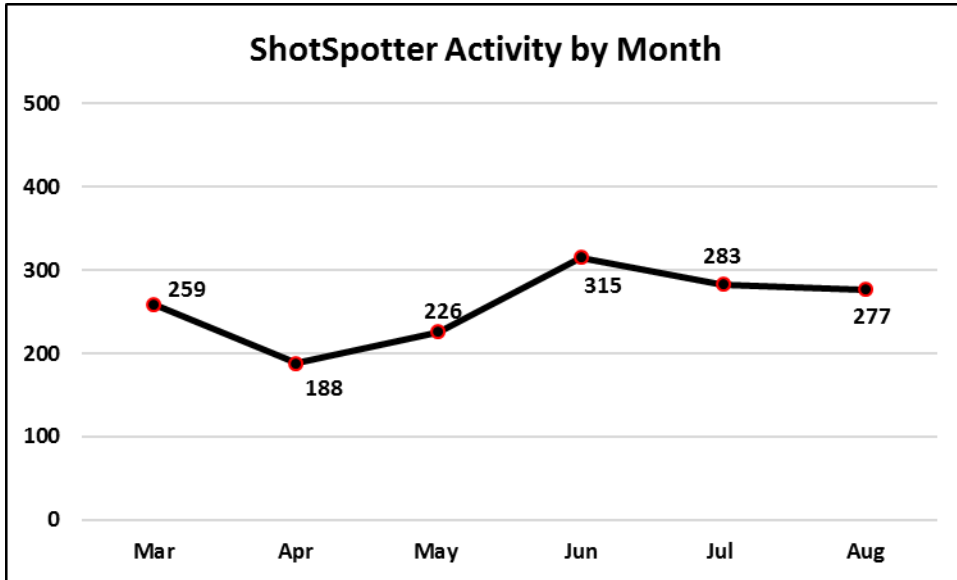
* ShotSpotter coverage is not citywide; gunshot calls for service are citywide

** More than one sensor can pick up a single incident

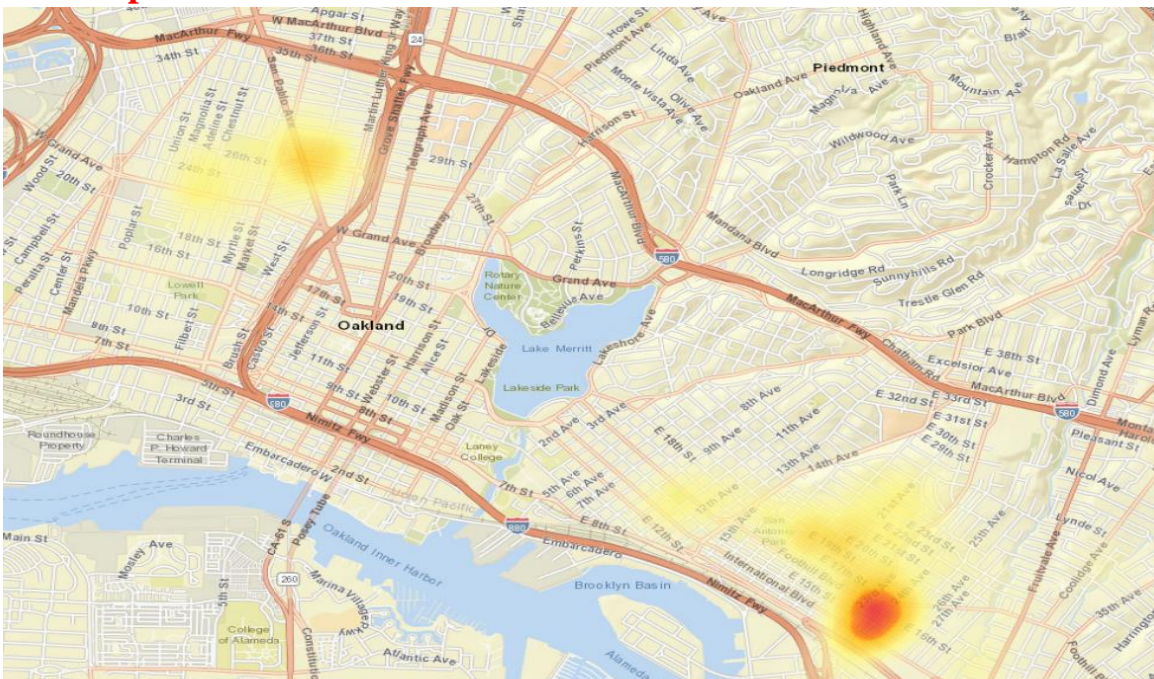
These statistics are drawn from the Oakland Police Dept. database. They are unaudited and not used to figure the crime numbers reported to the FBI's Uniform Crime Reporting (UCR) program. This report is run by the date the crimes occurred. Statistics can be affected by late reporting, the geocoding process, or the reclassification or unfounding of crimes. Because crime reporting and data entry can run behind, all crimes may not be recorded.

Incidents by Day of Week and Time of Day

DOW	Count	Time of Day	Count
Sunday	59	0000-0259	107
Monday	34	0300-0559	35
Tuesday	24	0600-0859	5
Wednesday	31	0900-1159	3
Thursday	35	1200-1459	4
Friday	38	1500-1759	16
Saturday	56	1800-2059	25
Blank		2100-2359	82

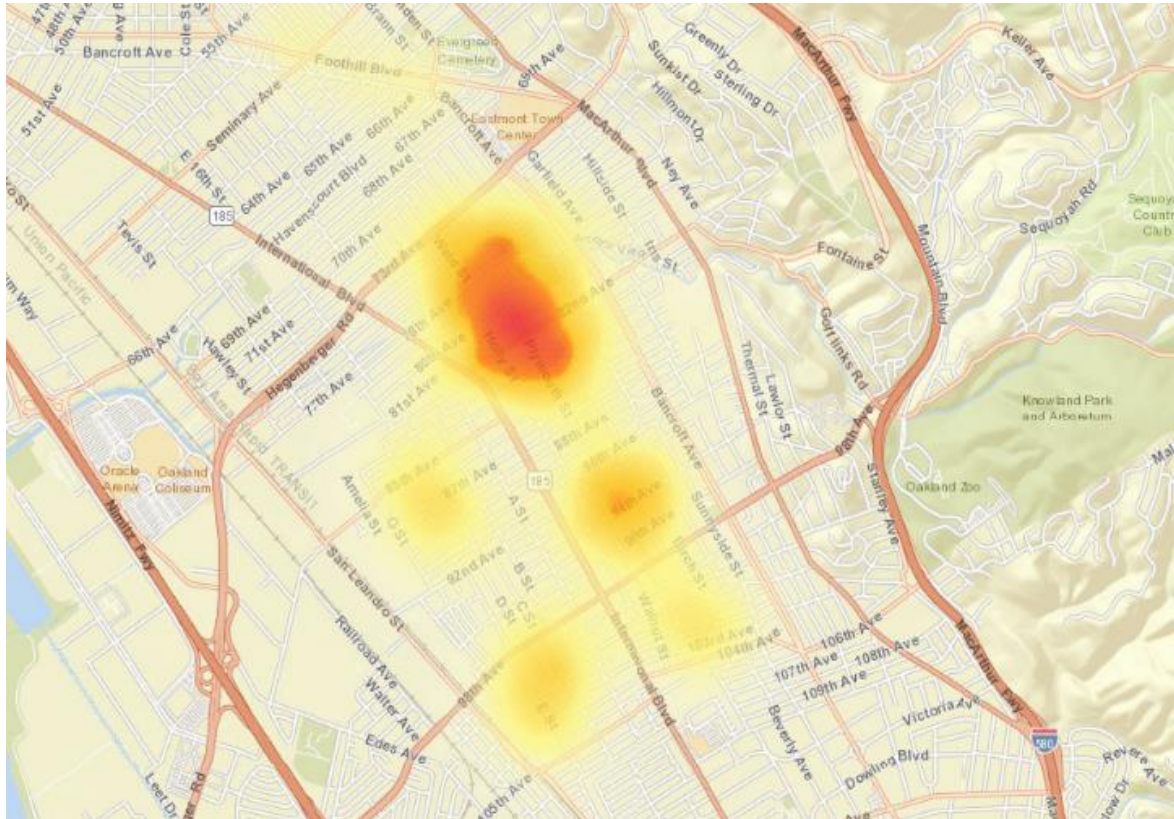
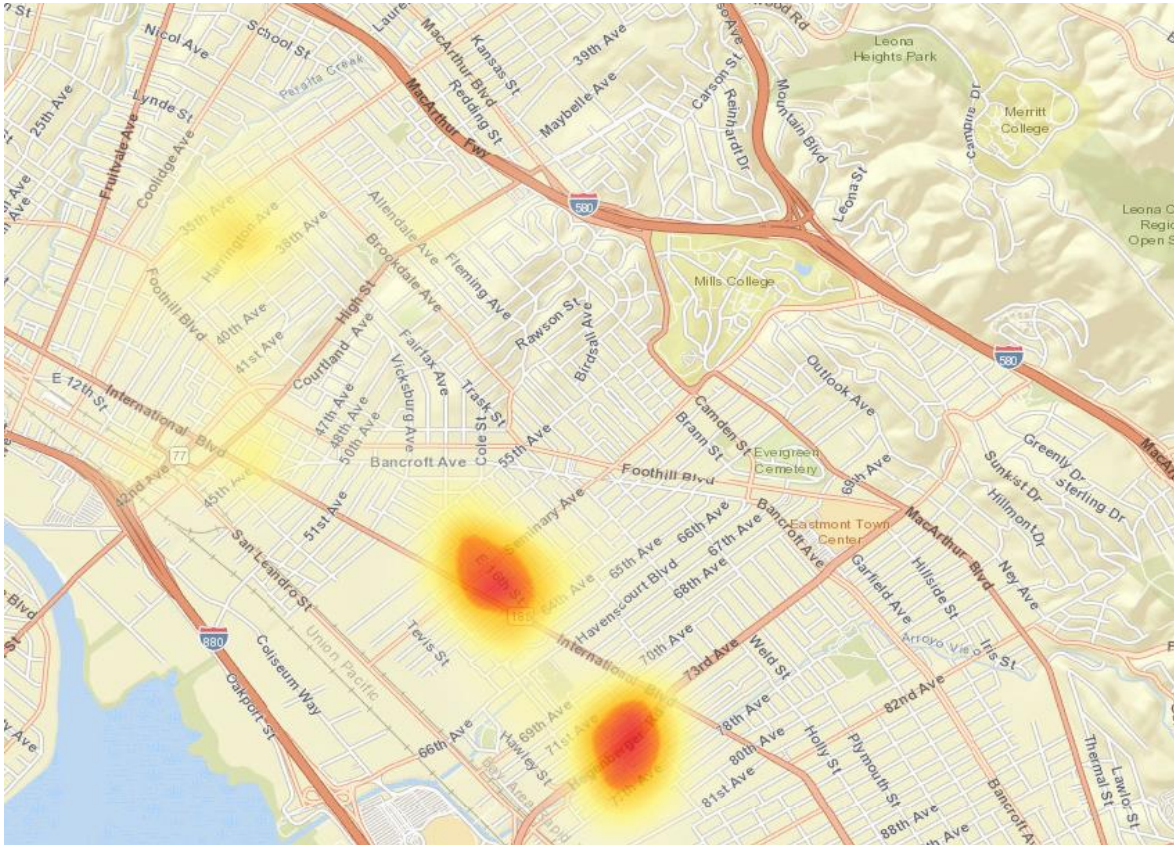


BFO 1 ShotSpotter Incidents



These statistics are drawn from the Oakland Police Dept. database. They are unaudited and not used to figure the crime numbers reported to the FBI's Uniform Crime Reporting (UCR) program. This report is run by the date the crimes occurred. Statistics can be affected by late reporting, the geocoding process, or the reclassification or unfounding of crimes. Because crime reporting and data entry can run behind, all crimes may not be recorded.

BFO 2 ShotSpotter Incidents



These statistics are drawn from the Oakland Police Dept. database. They are unaudited and not used to figure the crime numbers reported to the FBI's Uniform Crime Reporting (UCR) program. This report is run by the date the crimes occurred. Statistics can be affected by late reporting, the geocoding process, or the reclassification or unfounding of crimes. Because crime reporting and data entry can run behind, all crimes may not be recorded.