



## City of Oakland ShotSpotter Report June 2018

### ShotSpotter Data

Incident Type	June	May	% Change	June 2017
Total Incidents Captured	315	226	39%	372
Multiple Gunshots	190	181	5%	222
Single Gunshots	90	45	100%	62
Possible Gunshots	35	0	3500%	88

### Reported Incidents

Incident Type	June	May	% Change
Monthly Homicide Count	7	1	600%
Assault with a Deadly Weapon – Firearm	30	34	-12%
Gunshot Calls to Dispatch (Citywide)	274	240	14%

\*Gunshot calls may account more than once for the same incident

### Beat Activity

#### Bureau of Field Operations 1

Beat	Count	Beat	Count	Beat	Count	Beat	Count	Beat	Count
01X	0	05Y	0	11X	1	15X	1	19X	11
02X	11	06X	4	12X	0	16X	0	20X	13
02Y	3	07X	10	12Y	1	16Y	0	21X	5
03X	4	08X	1	13X	0	17X	0	21Y	12
03Y	3	09X	0	13Y	0	17Y	0	22X	0
04X	7	10X	6	14X	0	18X	6	22Y	0
05X	4	10Y	0	14Y	0	18Y	3		

#### Bureau of Field Operations 2

Beat	Count	Beat	Count	Beat	Count	Beat	Count
23X	11	27X	7	31Y	0	35Y	0
24X	11	27Y	6	31Z	0		
24Y	8	28X	0	32X	20		
25X	0	29X	10	32Y	3		
25Y	0	30X	23	33X	26		
26X	3	30Y	9	34X	31		
26Y	33	31X	0	35X	7		

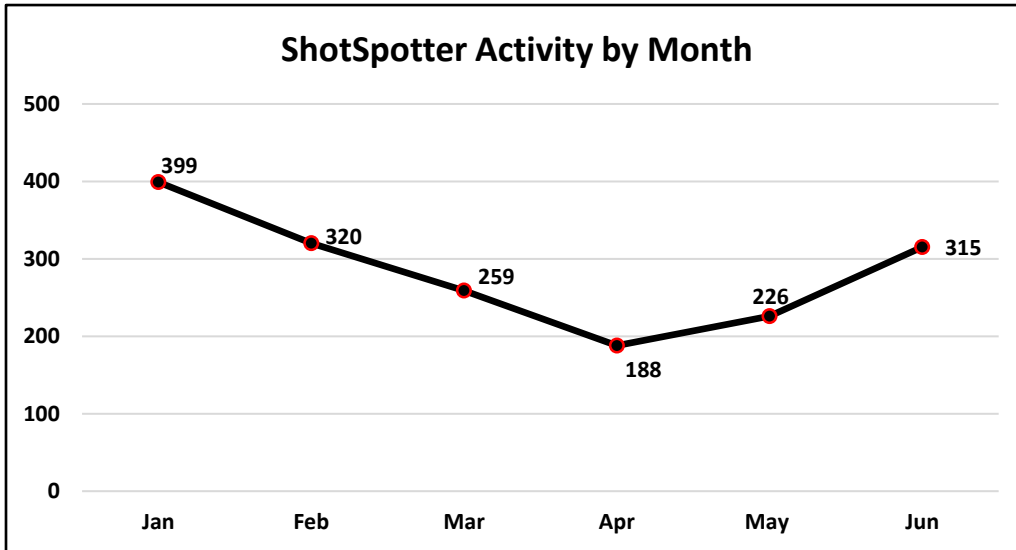
\* ShotSpotter coverage is not citywide; gunshot calls for service are citywide

\*\* More than one sensor can pick up a single incident

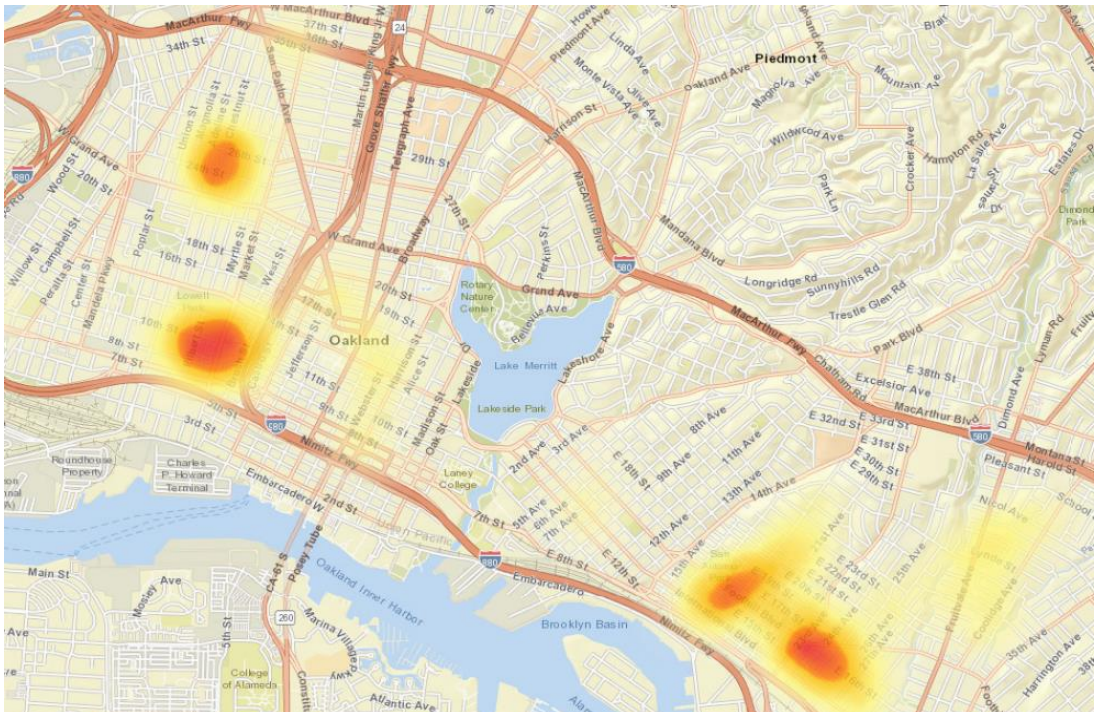
These statistics are drawn from the Oakland Police Dept. database. They are unaudited and not used to figure the crime numbers reported to the FBI's Uniform Crime Reporting (UCR) program. This report is run by the date the crimes occurred. Statistics can be affected by late reporting, the geocoding process, or the reclassification or unfounding of crimes. Because crime reporting and data entry can run behind, all crimes may not be recorded.

## Incidents by Day of Week and Time of Day

DOW	Count	Time of Day	Count
Sunday	62	0000-0259	95
Monday	29	0300-0559	43
Tuesday	21	0600-0859	8
Wednesday	42	0900-1159	0
Thursday	33	1200-1459	3
Friday	53	1500-1759	21
Saturday	75	1800-2059	23
Blank		2100-2359	122



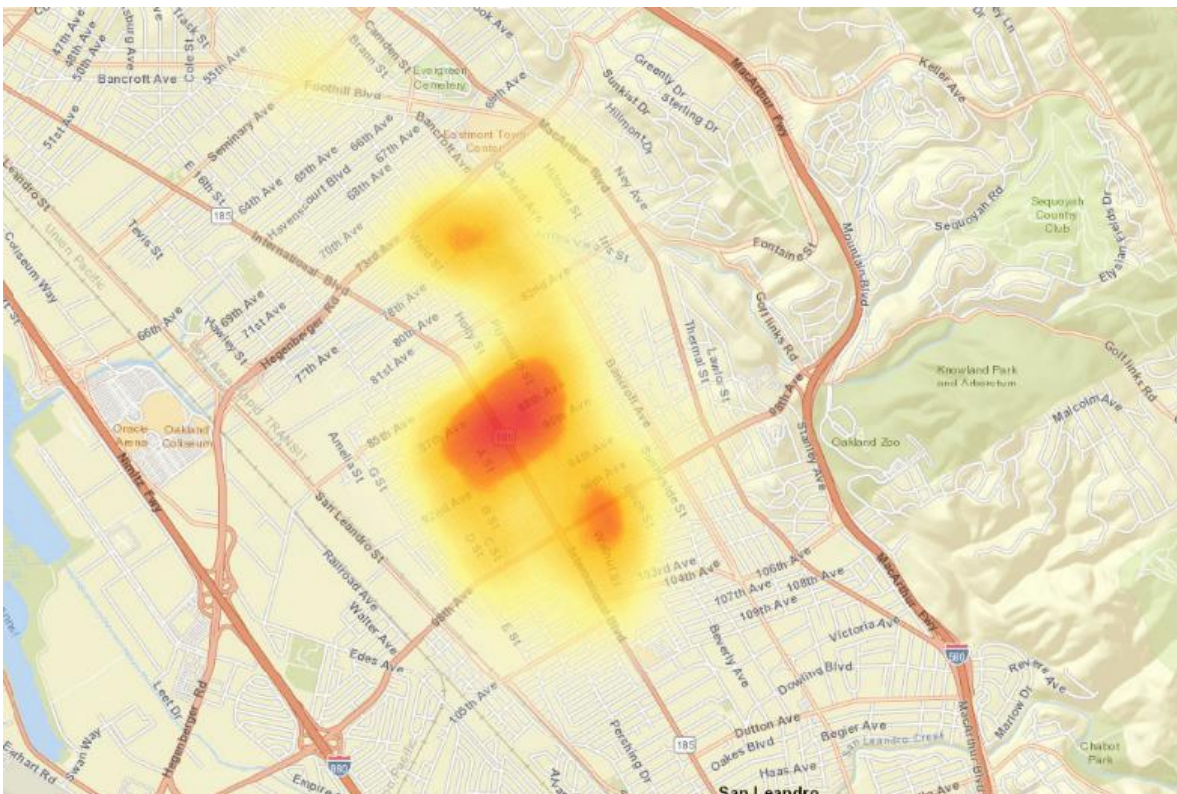
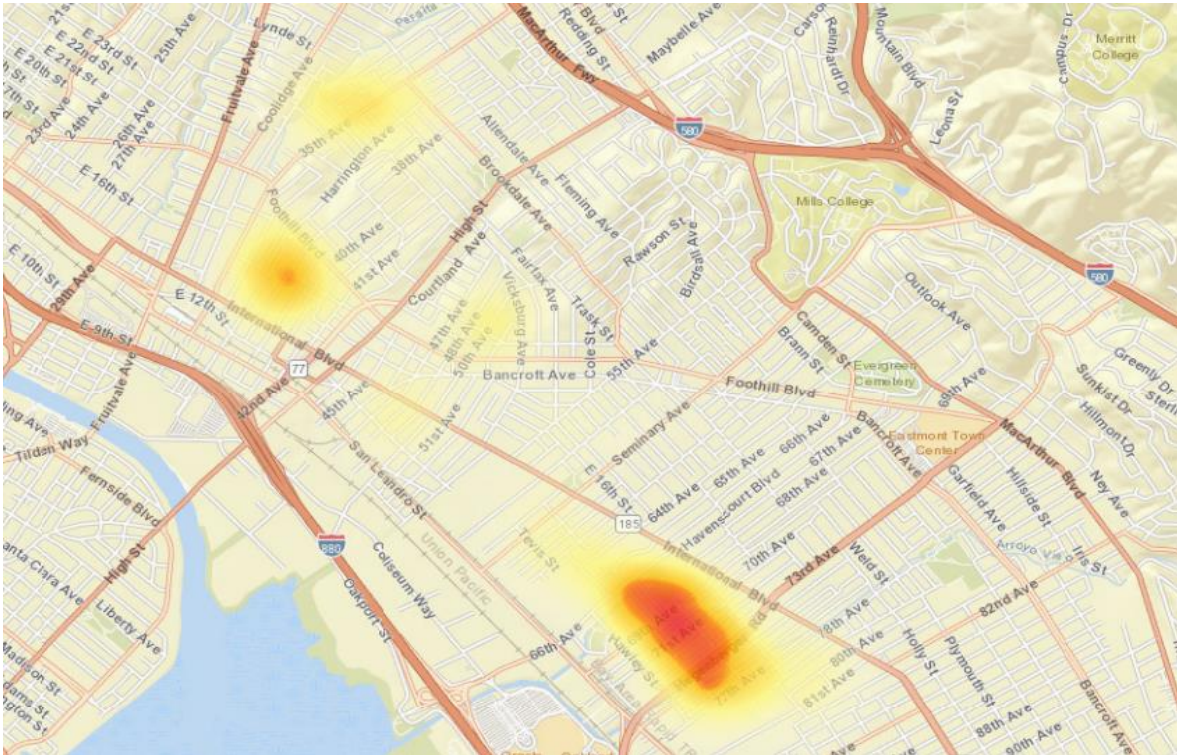
## BFO 1 ShotSpotter Incidents



These statistics are drawn from the Oakland Police Dept. database. They are unaudited and not used to figure the crime numbers reported to the FBI's Uniform Crime Reporting (UCR) program. This report is run by the date the crimes occurred. Statistics can be affected by late reporting, the geocoding process, or the reclassification or unfounding of crimes. Because crime reporting and data entry can run behind, all crimes may not be recorded.



## BFO 2 ShotSpotter Incidents



These statistics are drawn from the Oakland Police Dept. database. They are unaudited and not used to figure the crime numbers reported to the FBI's Uniform Crime Reporting (UCR) program. This report is run by the date the crimes occurred. Statistics can be affected by late reporting, the geocoding process, or the reclassification or unfounding of crimes. Because crime reporting and data entry can run behind, all crimes may not be recorded.