



## City of Oakland ShotSpotter Report September 2018

### ShotSpotter Data

Incident Type	September	August	% Change	September 2017
Total Incidents Captured	395	277	43%	249
Multiple Gunshots	275	180	53%	173
Single Gunshots	92	81	14%	56
Possible Gunshots	28	16	75%	20

### Reported Incidents

Incident Type	September	August	% Change
Monthly Homicide Count	6	7	-14%
Assault with a Deadly Weapon – Firearm	43	51	-16%
Gunshot Calls to Dispatch (Citywide)	208	200	4%

\*Gunshot calls may account more than once for the same incident

### Beat Activity

#### Bureau of Field Operations 1

Beat	Count	Beat	Count	Beat	Count	Beat	Count	Beat	Count
01X	0	05Y	2	11X	1	15X	1	19X	23
02X	4	06X	10	12X	2	16X	0	20X	17
02Y	7	07X	15	12Y	1	16Y	0	21X	6
03X	0	08X	13	13X	0	17X	3	21Y	20
03Y	0	09X	0	13Y	0	17Y	2	22X	0
04X	5	10X	9	14X	1	18X	9	22Y	0
05X	6	10Y	4	14Y	0	18Y	3		

#### Bureau of Field Operations 2

Beat	Count	Beat	Count	Beat	Count	Beat	Count
23X	11	27X	10	31Y	0	35Y	0
24X	10	27Y	19	31Z	0		
24Y	11	28X	3	32X	17		
25X	0	29X	5	32Y	4		
25Y	0	30X	40	33X	21		
26X	4	30Y	9	34X	35		
26Y	17	31X	0	35X	15		

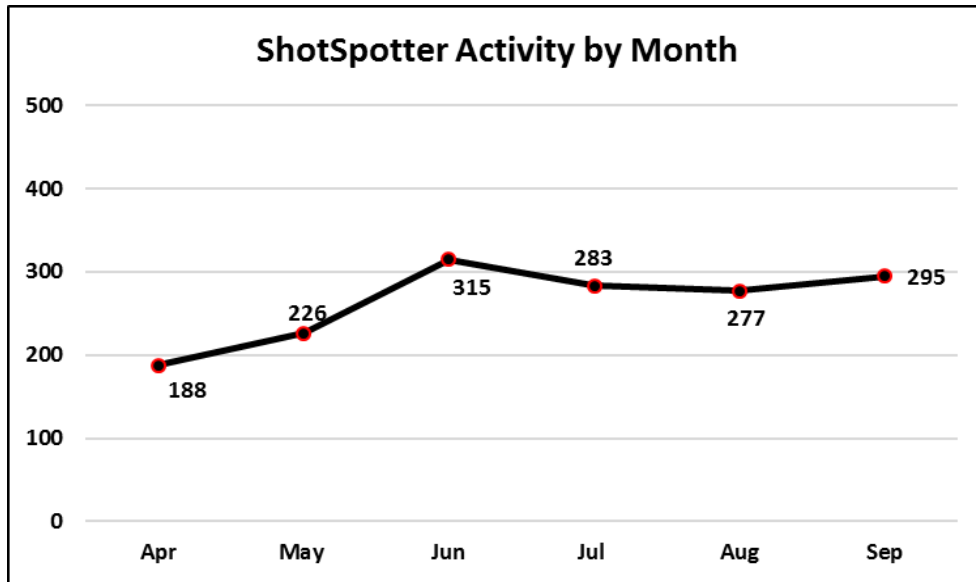
\* ShotSpotter coverage is not citywide; gunshot calls for service are citywide

\*\* More than one sensor can pick up a single incident

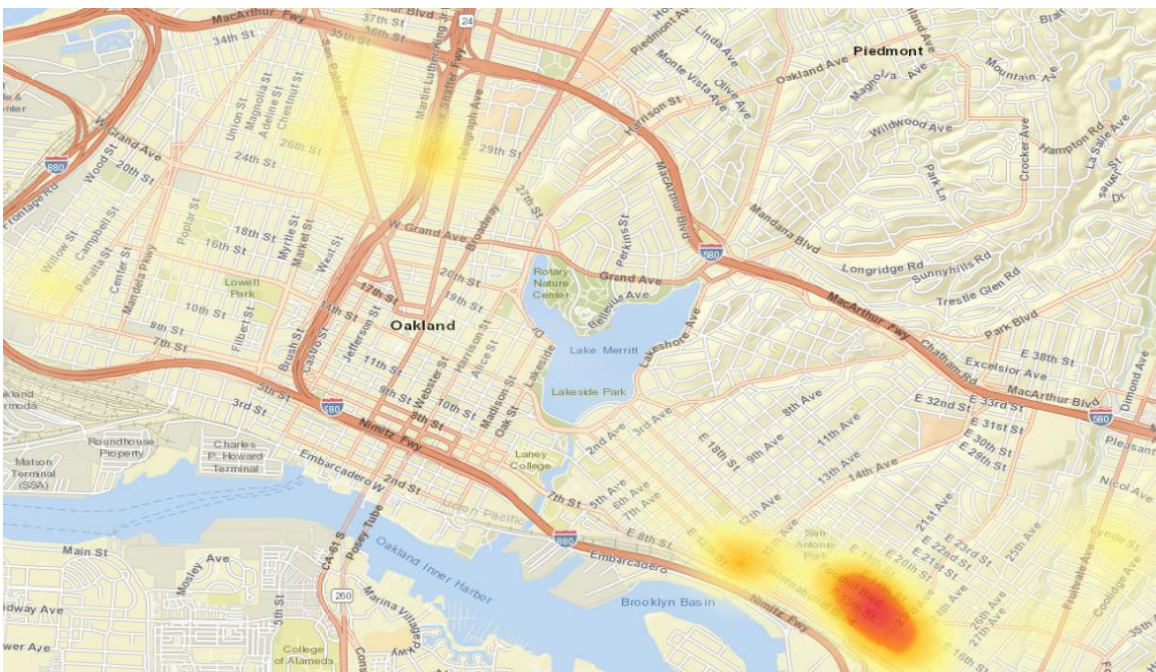
These statistics are drawn from the Oakland Police Dept. database. They are unaudited and not used to figure the crime numbers reported to the FBI's Uniform Crime Reporting (UCR) program. This report is run by the date the crimes occurred. Statistics can be affected by late reporting, the geocoding process, or the reclassification or unfounding of crimes. Because crime reporting and data entry can run behind, all crimes may not be recorded.

## Incidents by Day of Week and Time of Day

DOW	Count	Time of Day	Count
Sunday	115	0000-0259	123
Monday	43	0300-0559	69
Tuesday	25	0600-0859	11
Wednesday	29	0900-1159	2
Thursday	33	1200-1459	10
Friday	46	1500-1759	15
Saturday	104	1800-2059	44
Blank		2100-2359	121

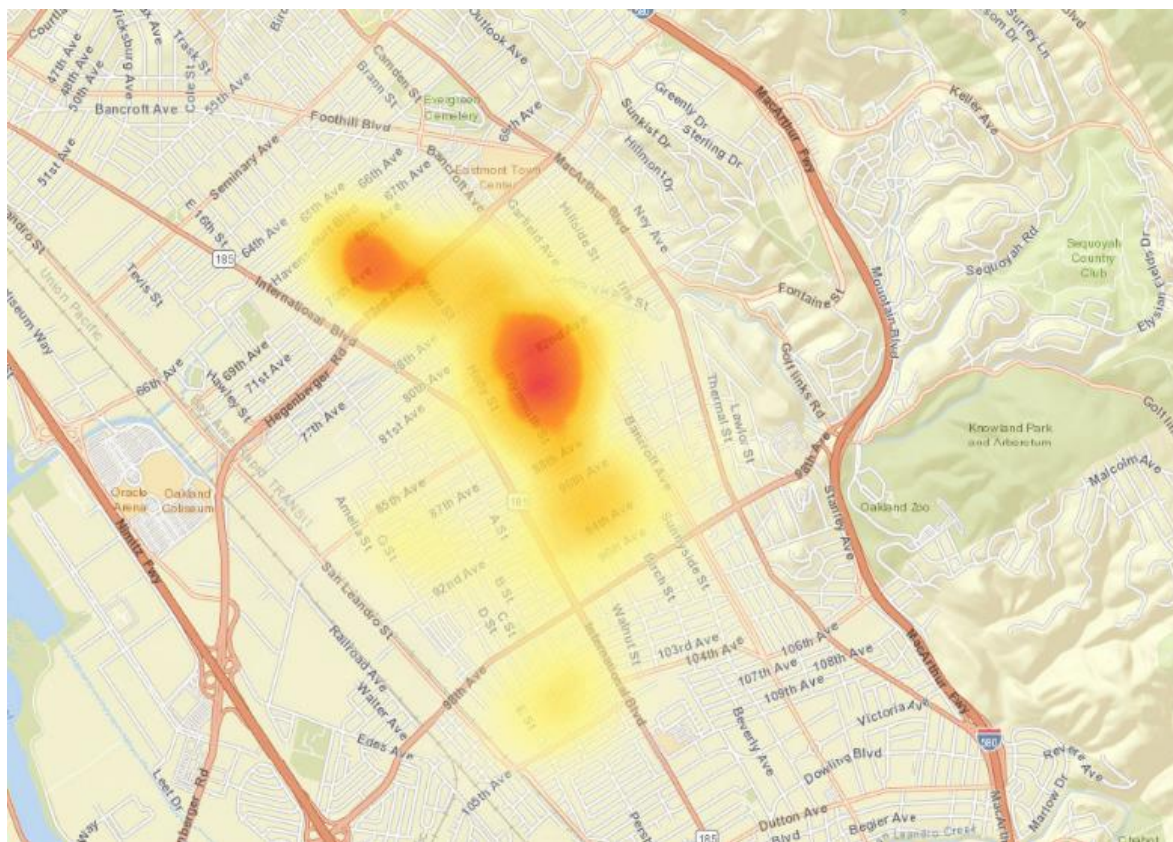
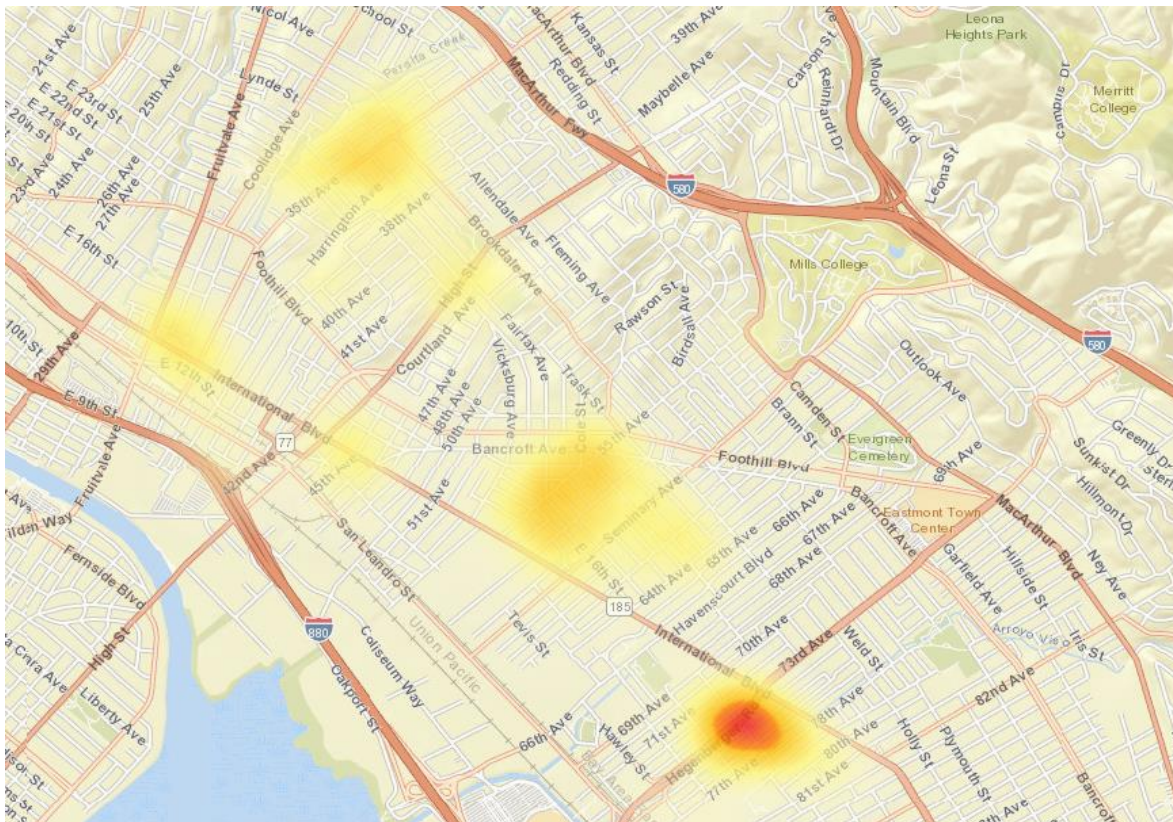


## BFO 1 ShotSpotter Incidents



These statistics are drawn from the Oakland Police Dept. database. They are unaudited and not used to figure the crime numbers reported to the FBI's Uniform Crime Reporting (UCR) program. This report is run by the date the crimes occurred. Statistics can be affected by late reporting, the geocoding process, or the reclassification or unfounding of crimes. Because crime reporting and data entry can run behind, all crimes may not be recorded.

## BFO 2 ShotSpotter Incidents



These statistics are drawn from the Oakland Police Dept. database. They are unaudited and not used to figure the crime numbers reported to the FBI's Uniform Crime Reporting (UCR) program. This report is run by the date the crimes occurred. Statistics can be affected by late reporting, the geocoding process, or the reclassification or unfounding of crimes. Because crime reporting and data entry can run behind, all crimes may not be recorded.