



1	A NAICS Codes	B <b>NAICS Industry Descriptions</b>	C  30% of SBA Size Standards	D *SBA Size Standards in Mil. of dollars	E *SBA Size standards in # of employees	F Footnotes
2	<i>Based on SBA Size Standards</i>					
3	<u>Sector 11 – Agriculture, Forestry, Fishing and Hunting</u>					
4						
5	<b>Subsector 111 – Crop Production</b>					
6	111110	Soybean Farming	\$ 0.23	\$ 0.75		
7	111120	Oilseed (except Soybean) Farming	\$ 0.23	\$ 0.75		
8	111130	Dry Pea and Bean Farming	\$ 0.23	\$ 0.75		
9	111140	Wheat Farming	\$ 0.23	\$ 0.75		
10	111150	Corn Farming	\$ 0.23	\$ 0.75		
11	111160	Rice Farming	\$ 0.23	\$ 0.75		
12	111191	Oilseed and Grain Combination Farming	\$ 0.23	\$ 0.75		
13	111199	All Other Grain Farming	\$ 0.23	\$ 0.75		
14	111211	Potato Farming	\$ 0.23	\$ 0.75		
15	111219	Other Vegetable (except Potato) and Melon Farming	\$ 0.23	\$ 0.75		
16	111310	Orange Groves	\$ 0.23	\$ 0.75		
17	111320	Citrus (except Orange) Groves	\$ 0.23	\$ 0.75		
18	111331	Apple Orchards	\$ 0.23	\$ 0.75		
19	111332	Grape Vineyards	\$ 0.23	\$ 0.75		
20	111333	Strawberry Farming	\$ 0.23	\$ 0.75		
21	111334	Berry (except Strawberry) Farming	\$ 0.23	\$ 0.75		
22	111335	Tree Nut Farming	\$ 0.23	\$ 0.75		
23	111336	Fruit and Tree Nut Combination Farming	\$ 0.23	\$ 0.75		
24	111339	Other Noncitrus Fruit Farming	\$ 0.23	\$ 0.75		
25	111411	Mushroom Production	\$ 0.23	\$ 0.75		
26	111419	Other Food Crops Grown Under Cover	\$ 0.23	\$ 0.75		
27	111421	Nursery and Tree Production	\$ 0.23	\$ 0.75		
28	111422	Floriculture Production	\$ 0.23	\$ 0.75		
29	111910	Tobacco Farming	\$ 0.23	\$ 0.75		
30	111920	Cotton Farming	\$ 0.23	\$ 0.75		
31	111930	Sugarcane Farming	\$ 0.23	\$ 0.75		
32	111940	Hay Farming	\$ 0.23	\$ 0.75		
33	111991	Sugar Beet Farming	\$ 0.23	\$ 0.75		
34	111992	Peanut Farming	\$ 0.23	\$ 0.75		
35	111998	All Other Miscellaneous Crop Farming	\$ 0.23	\$ 0.75		
36	<b>Subsector 112 – Animal Production and Aquaculture</b>					
37	112111	Beef Cattle Ranching and Farming	\$ 0.23	\$ 0.75		
38	112112	Cattle Feedlots	\$ 2.25	\$ 7.5		
39	112120	Dairy Cattle and Milk Production	\$ 0.23	\$ 0.75		
40	112210	Hog and Pig Farming	\$ 0.23	\$ 0.75		
41	112310	Chicken Egg Production	\$ 4.50	\$ 15.0		
42	112320	Broilers and Other Meat Type Chicken Production	\$ 0.23	\$ 0.75		
43	112330	Turkey Production	\$ 0.23	\$ 0.75		
44	112340	Poultry Hatcheries	\$ 0.23	\$ 0.75		
45	112390	Other Poultry Production	\$ 0.23	\$ 0.75		
46	112410	Sheep Farming	\$ 0.23	\$ 0.75		
47	112420	Goat Farming	\$ 0.23	\$ 0.75		
48	112511	Finfish Farming and Fish Hatcheries	\$ 0.23	\$ 0.75		
49	112512	Shellfish Farming	\$ 0.23	\$ 0.75		
50	112519	Other Aquaculture	\$ 0.23	\$ 0.75		
51	112910	Apiculture	\$ 0.23	\$ 0.75		
52	112920	Horses and Other Equine Production	\$ 0.23	\$ 0.75		
53	112930	Fur-Bearing Animal and Rabbit Production	\$ 0.23	\$ 0.75		
54	112990	All Other Animal Production	\$ 0.23	\$ 0.75		
55	113110	Timber Tract Operations	\$ 3.30	\$ 11.0		

	A	B	C	D	E	F
1	NAICS Codes	NAICS Industry Descriptions	 30% of SBA Size Standards	*SBA Size Standards in Mil. of dollars	*SBA Size standards in # of employees	Footnotes
56	113210	Forest Nurseries and Gathering of Forest Products	\$ 3.30	\$ 11.0		
57	113310	Logging	150		500	
58	<b>Subsector 114 – Fishing, Hunting and Trapping</b>					
59	114111	Finfish Fishing	\$ 6.15	\$ 20.5		
60	114112	Shellfish Fishing	\$ 1.65	\$ 5.5		
61	114119	Other Marine Fishing	\$ 2.25	\$ 7.5		
62	114210	Hunting and Trapping	\$ 1.65	\$ 5.5		
63	<b>Subsector 115 – Support Activities for Agriculture and Forestry</b>					
64	115111	Cotton Ginning	\$ 3.30	\$ 11.0		
65	115112	Soil Preparation, Planting, and Cultivating	\$ 2.25	\$ 7.5		
66	115113	Crop Harvesting, Primarily by Machine	\$ 2.25	\$ 7.5		
67	115114	Postharvest Crop Activities (except Cotton Ginning)	\$ 8.25	\$ 27.5		
68	115115	Farm Labor Contractors and Crew Leaders	\$ 4.50	\$ 15.0		
69	115116	Farm Management Services	\$ 2.25	\$ 7.5		
70	115210	Support Activities for Animal Production	\$ 2.25	\$ 7.5		
71	115310	Support Activities for Forestry	\$ 2.25	\$ 7.5		
72	115310	Forest Fire Suppression <sup>17</sup>	\$ 5.70	\$ 19.0		<a href="#">See footnote 17</a>
73	115310	Fuels Management Services <sup>17</sup>	\$ 5.70	\$ 19.0		<a href="#">See footnote 17</a>
74	<b>Sector 21 – Mining, Quarrying, and Oil and Gas Extraction</b>					
75	<b>Subsector 211 – Oil and Gas Extraction</b>					
76	211111	Crude Petroleum and Natural Gas Extraction	150		500	
77	211112	Natural Gas Liquid Extraction	150		500	
78	<b>Subsector 212 – Mining (except Oil and Gas)</b>					
79	212111	Bituminous Coal and Lignite Surface Mining	150		500	
80	212112	Bituminous Coal Underground Mining	150		500	
81	212113	Anthracite Mining	150		500	
82	212210	Iron Ore Mining	150		500	
83	212221	Gold Ore Mining	150		500	
84	212222	Silver Ore Mining	150		500	
85	212231	Lead Ore and Zinc Ore Mining	150		500	
86	212234	Copper Ore and Nickel Ore Mining	150		500	
87	212291	Uranium-Radium-Vanadium Ore Mining	150		500	
88	212299	All Other Metal Ore Mining	150		500	
89	212311	Dimension Stone Mining and Quarrying	150		500	
90	212312	Crushed and Broken Limestone Mining and Quarrying	150		500	
91	212313	Crushed and Broken Granite Mining and Quarrying	150		500	
92	212319	Other Crushed and Broken Stone Mining and Quarrying	150		500	
93	212321	Construction Sand and Gravel Mining	150		500	
94	212322	Industrial Sand Mining	150		500	
95	212324	Kaolin and Ball Clay Mining	150		500	
96	212325	Clay and Ceramic and Refractory Minerals Mining	150		500	
97	212391	Potash, Soda, and Borate Mineral Mining	150		500	
98	212392	Phosphate Rock Mining	150		500	
99	212393	Other Chemical and Fertilizer Mineral Mining	150		500	
100	212399	All Other Nonmetallic Mineral Mining	150		500	
101	<b>Subsector 213 – Support Activities for Mining</b>					
102	213111	Drilling Oil and Gas Wells	150		500	
103	213112	Support Activities for Oil and Gas Operations	\$ 11.55	\$ 38.5		
104	213113	Support Activities for Coal Mining	\$ 6.15	\$ 20.5		
105	213114	Support Activities for Metal Mining	\$ 6.15	\$ 20.5		
106	213115	Support Activities for Nonmetallic Minerals (except Fuels)	\$ 2.25	\$ 7.5		
107	<b>Sector 22 – Utilities</b>					
108	<b>Subsector 221 – Utilities</b>					

	A	B	C	D	E	F
1	NAICS Codes	NAICS Industry Descriptions	 30% of SBA Size Standards	*SBA Size Standards in Mil. of dollars	*SBA Size standards in # of employees	Footnotes
109	221111	Hydroelectric Power Generation	150		500	
110	221112	Fossil Fuel Electric Power Generation	225		750	
111	221113	Nuclear Electric Power Generation	225		750	
112	221114	Solar Electric Power Generation	75		250	
113	221115	Wind Electric Power Generation	75		250	
114	221116	Geothermal Electric Power Generation	75		250	
115	221117	Biomass Electric Power Generation	75		250	
116	221118	Other Electric Power Generation	75		250	
117	221121	Electric Bulk Power Transmission and Control	150		500	
118	221122	Electric Power Distribution	300		1,000	
119	221210	Natural Gas Distribution	150		500	
120	221310	Water Supply and Irrigation Systems	\$ 8.25	\$ 27.5		
121	221320	Sewage Treatment Facilities	\$ 6.15	\$ 20.5		
122	221330	Steam and Air-Conditioning Supply	\$ 4.50	\$ 15.0		
123	<b>Sector 23 – Construction</b>					
124	<b>Subsector 236 – Construction of Buildings</b>					
125	236115	New Single-family Housing Construction (Except For-Sale Builders)	\$ 10.95	\$ 36.5		
126	236116	New Multifamily Housing Construction (except For-Sale Builders)	\$ 10.95	\$ 36.5		
127	236117	New Housing For-Sale Builders	\$ 10.95	\$ 36.5		
128	236118	Residential Remodelers	\$ 10.95	\$ 36.5		
129	236210	Industrial Building Construction	\$ 10.95	\$ 36.5		
130	236220	Commercial and Institutional Building Construction	\$ 10.95	\$ 36.5		
131	<b>Subsector 237 – Heavy and Civil Engineering Construction</b>					
132	237110	Water and Sewer Line and Related Structures Construction	\$ 10.95	\$ 36.5		
133	237120	Oil and Gas Pipeline and Related Structures Construction	\$ 10.95	\$ 36.5		
134	237130	Power and Communication Line and Related Structures Construction	\$ 10.95	\$ 36.5		
135	237210	Land Subdivision	\$ 8.25	\$ 27.5		
136	237310	Highway, Street, and Bridge Construction	\$ 10.95	\$ 36.5		
137	237990	Other Heavy and Civil Engineering Construction	\$ 10.95	\$ 36.5		
138	237990_E xcept	Dredging and Surface Cleanup Activities <sup>2</sup>	\$ 8.25	\$ 27.5		<a href="#">See footnote 2</a>
139	<b>Subsector 238 – Specialty Trade Contractors</b>					
140	238110	Poured Concrete Foundation and Structure Contractors	\$ 4.50	\$ 15.0		
141	238120	Structural Steel and Precast Concrete Contractors	\$ 4.50	\$ 15.0		
142	238130	Framing Contractors	\$ 4.50	\$ 15.0		
143	238140	Masonry Contractors	\$ 4.50	\$ 15.0		
144	238150	Glass and Glazing Contractors	\$ 4.50	\$ 15.0		
145	238160	Roofing Contractors	\$ 4.50	\$ 15.0		
146	238170	Siding Contractors	\$ 4.50	\$ 15.0		
147	238190	Other Foundation, Structure, and Building Exterior Contractors	\$ 4.50	\$ 15.0		
148	238210	Electrical Contractors and Other Wiring Installation Contractors	\$ 4.50	\$ 15.0		
149	238220	Plumbing, Heating, and Air-Conditioning Contractors	\$ 4.50	\$ 15.0		
150	238290	Other Building Equipment Contractors	\$ 4.50	\$ 15.0		
151	238310	Drywall and Insulation Contractors	\$ 4.50	\$ 15.0		
152	238320	Painting and Wall Covering Contractors	\$ 4.50	\$ 15.0		
153	238330	Flooring Contractors	\$ 4.50	\$ 15.0		
154	238340	Tile and Terrazzo Contractors	\$ 4.50	\$ 15.0		
155	238350	Finish Carpentry Contractors	\$ 4.50	\$ 15.0		
156	238390	Other Building Finishing Contractors	\$ 4.50	\$ 15.0		
157	238910	Site Preparation Contractors	\$ 4.50	\$ 15.0		
158	238990	All Other Specialty Trade Contractors	\$ 4.50	\$ 15.0		
159	238990_E	Building and Property Specialty Trade Services <sup>13</sup>	\$ 4.50	\$ 15.0		<a href="#">See footnote 13</a>
160	<b>Sector 31 – 33 – Manufacturing</b>					

	A	B	C	D	E	F
1	NAICS Codes	NAICS Industry Descriptions	 30% of SBA Size Standards	*SBA Size Standards in Mil. of dollars	*SBA Size standards in # of employees	Footnotes
161	<b>Subsector 311 – Food Manufacturing</b>					
162	311111	Dog and Cat Food Manufacturing	150		500	
163	311119	Other Animal Food Manufacturing	150		500	
164	311211	Flour Milling	150		500	
165	311212	Rice Milling	150		500	
166	311213	Malt Manufacturing	150		500	
167	311221	Wet Corn Milling	225		750	
168	311224	Soybean and Other Oilseed Processing	300		1,000	
169	311225	Fats and Oils Refining and Blending	300		1,000	
170	311230	Breakfast Cereal Manufacturing	300		1,000	
171	311313	Beet Sugar Manufacturing	225		750	
172	311314	Cane Sugar Manufacturing	225		750	
173	311340	Nonchocolate Confectionery Manufacturing	150		500	
174	311351	Chocolate and Confectionery Manufacturing from Cacao Beans	150		500	
175	311352	Confectionery Manufacturing from Purchased Chocolate	150		500	
176	311411	Frozen Fruit, Juice and Vegetable Manufacturing	150		500	
177	311412	Frozen Specialty Food Manufacturing	150		500	
178	311421	Fruit and Vegetable Canning <sup>3</sup>	150		500	<a href="#">See footnote 3</a>
179	311422	Specialty Canning	300		1,000	
180	311423	Dried and Dehydrated Food Manufacturing	150		500	
181	311511	Fluid Milk Manufacturing	150		500	
182	311512	Creamery Butter Manufacturing	150		500	
183	311513	Cheese Manufacturing	150		500	
184	311514	Dry, Condensed, and Evaporated Dairy Product Manufacturing	150		500	
185	311520	Ice Cream and Frozen Dessert Manufacturing	150		500	
186	311611	Animal (except Poultry) Slaughtering	150		500	
187	311612	Meat Processed from Carcasses	150		500	
188	311613	Rendering and Meat Byproduct Processing	150		500	
189	311615	Poultry Processing	150		500	
190	311710	Seafood Product Preparation and Packaging	150		500	
191	311811	Retail Bakeries	150		500	
192	311812	Commercial Bakeries	150		500	
193	311813	Frozen Cakes, Pies, and Other Pastries Manufacturing	150		500	
194	311821	Cookie and Cracker Manufacturing	225		750	
195	311824	Dry Pasta, Dough, and Flour Mixes Manufacturing from Purchased Flour	150		500	
196	311830	Tortilla Manufacturing	150		500	
197	311911	Roasted Nuts and Peanut Butter Manufacturing	150		500	
198	311919	Other Snack Food Manufacturing	150		500	
199	311920	Coffee and Tea Manufacturing	150		500	
200	311930	Flavoring Syrup and Concentrate Manufacturing	150		500	
201	311941	Mayonnaise, Dressing and Other Prepared Sauce Manufacturing	150		500	
202	311942	Spice and Extract Manufacturing	150		500	
203	311991	Perishable Prepared Food Manufacturing	150		500	
204	311999	All Other Miscellaneous Food Manufacturing	150		500	
205	<b>Subsector 312 – Beverage and Tobacco Product Manufacturing</b>					
206	312111	Soft Drink Manufacturing	150		500	
207	312112	Bottled Water Manufacturing	150		500	
208	312113	Ice Manufacturing	150		500	
209	312120	Breweries	150		500	
210	312130	Wineries	150		500	
211	312140	Distilleries	225		750	
212	312230	Tobacco Manufacturing	300		1,000	
213	<b>Subsector 313 – Textile Mills</b>					

	A	B	C	D	E	F
1	NAICS Codes	NAICS Industry Descriptions	 30% of SBA Size Standards	*SBA Size Standards in Mil. of dollars	*SBA Size standards in # of employees	Footnotes
214	313110	Fiber, Yarn, and Thread Mills	150		500	
215	313210	Broadwoven Fabric Mills	300		1,000	
216	313220	Narrow Fabric Mills and Schiffli Machine Embroidery	150		500	
217	313230	Nonwoven Fabric Mills	150		500	
218	313240	Knit Fabric Mills	150		500	
219	313310	Textile and Fabric Finishing Mills	300		1,000	
220	313320	Fabric Coating Mills	300		1,000	
221	<b>Subsector 314 – Textile Product Mills</b>					
222	314110	Carpet and Rug Mills	150		500	
223	314120	Curtain and Linen Mills	150		500	
224	314910	Textile Bag and Canvas Mills	150		500	
225	314994	Rope, Cordage, Twine, Tire Cord, and Tire Fabric Mills	300		1,000	
226	314999	All Other Miscellaneous Textile Product Mills	150		500	
227	<b>Subsector 315 – Apparel Manufacturing</b>					
228	315110	Hosiery and Sock Mills	150		500	
229	315190	Other Apparel Knitting Mills	150		500	
230	315210	Cut and Sew Apparel Contractors	150		500	
231	315220	Men's and Boys' Cut and Sew Apparel Manufacturing	150		500	
232	315240	Women's, Girls', and Infants' Cut and Sew Apparel Manufacturing	150		500	
233	315280	Other Cut and Sew Apparel Manufacturing	150		500	
234	315990	Apparel Accessories and Other Apparel Manufacturing	150		500	
235	<b>Subsector 316 – Leather and Allied Product Manufacturing</b>					
236	316110	Leather and Hide Tanning and Finishing	150		500	
237	316210	Footwear Manufacturing	300		1,000	
238	316992	Women's Handbag and Purse Manufacturing	150		500	
239	316998	All Other Leather Good and Allied Product Manufacturing	150		500	
240	<b>Subsector 321 – Wood Product Manufacturing</b>					
241	321113	Sawmills	150		500	
242	321114	Wood Preservation	150		500	
243	321211	Hardwood Veneer and Plywood Manufacturing	150		500	
244	321212	Softwood Veneer and Plywood Manufacturing	150		500	
245	321213	Engineered Wood Member (except Truss) Manufacturing	150		500	
246	321214	Truss Manufacturing	150		500	
247	321219	Reconstituted Wood Product Manufacturing	150		500	
248	321911	Wood Window and Door Manufacturing	150		500	
249	321912	Cut Stock, Resawing Lumber, and Planing	150		500	
250	321918	Other Millwork (including Flooring)	150		500	
251	321920	Wood Container and Pallet Manufacturing	150		500	
252	321991	Manufactured Home (Mobile Home) Manufacturing	150		500	
253	321992	Prefabricated Wood Building Manufacturing	150		500	
254	321999	All Other Miscellaneous Wood Product Manufacturing	150		500	
255	<b>Subsector 322 – Paper Manufacturing</b>					
256	322110	Pulp Mills	225		750	
257	322121	Paper (except Newsprint) Mills	225		750	
258	322122	Newsprint Mills	225		750	
259	322130	Paperboard Mills	225		750	
260	322211	Corrugated and Solid Fiber Box Manufacturing	150		500	
261	322212	Folding Paperboard Box Manufacturing	225		750	
262	322219	Other Paperboard Container Manufacturing	225		750	
263	322220	Paper Bag and Coated and Treated Paper Manufacturing	150		500	
264	322230	Stationery Product Manufacturing	150		500	
265	322291	Sanitary Paper Product Manufacturing	150		500	
266	322299	All Other Converted Paper Product Manufacturing	150		500	
267	<b>Subsector 323 – Printing and Related Support Activities</b>					

	A	B	C	D	E	F
1	NAICS Codes	NAICS Industry Descriptions	 30% of SBA Size Standards	*SBA Size Standards in Mil. of dollars	*SBA Size standards in # of employees	Footnotes
268	323111	Commercial Printing (except Screen and Books)	150		500	
269	323113	Commercial Screen Printing	150		500	
270	323117	Books Printing	150		500	
271	323120	Support Activities for Printing	150		500	
272	<b>Subsector 324 – Petroleum and Coal Products Manufacturing</b>					
273	324110	Petroleum Refineries <sup>4</sup>	450		1,500	<a href="#">See footnote 4</a>
274	324121	Asphalt Paving Mixture and Block Manufacturing	150		500	
275	324122	Asphalt Shingle and Coating Materials Manufacturing	225		750	
276	324191	Petroleum Lubricating Oil and Grease Manufacturing	150		500	
277	324199	All Other Petroleum and Coal Products Manufacturing	150		500	
278	<b>Subsector 325 – Chemical Manufacturing</b>					
279	325110	Petrochemical Manufacturing	300		1,000	
280	325120	Industrial Gas Manufacturing	300		1,000	
281	325130	Synthetic Dye and Pigment Manufacturing	300		1,000	
282	325180	Other Basic Inorganic Chemical Manufacturing	300		1,000	
283	325193	Ethyl Alcohol Manufacturing	300		1,000	
284	325194	Cyclic Crude, Intermediate, and Gum and Wood Chemical Manufacturing	225		750	
285	325199	All Other Basic Organic Chemical Manufacturing	300		1,000	
286	325211	Plastics Material and Resin Manufacturing	225		750	
287	325212	Synthetic Rubber Manufacturing	300		1,000	
288	325220	Artificial and Synthetic Fibers and Filaments Manufacturing	300		1,000	
289	325311	Nitrogenous Fertilizer Manufacturing	300		1,000	
290	325312	Phosphatic Fertilizer Manufacturing	150		500	
291	325314	Fertilizer (Mixing Only) Manufacturing	150		500	
292	325320	Pesticide and Other Agricultural Chemical Manufacturing	150		500	
293	325411	Medicinal and Botanical Manufacturing	225		750	
294	325412	Pharmaceutical Preparation Manufacturing	225		750	
295	325413	In-Vitro Diagnostic Substance Manufacturing	150		500	
296	325414	Biological Product (except Diagnostic) Manufacturing	150		500	
297	325510	Paint and Coating Manufacturing	150		500	
298	325520	Adhesive Manufacturing	150		500	
299	325611	Soap and Other Detergent Manufacturing	225		750	
300	325612	Polish and Other Sanitation Good Manufacturing	150		500	
301	325613	Surface Active Agent Manufacturing	150		500	
302	325620	Toilet Preparation Manufacturing	150		500	
303	325910	Printing Ink Manufacturing	150		500	
304	325920	Explosives Manufacturing	225		750	
305	325991	Custom Compounding of Purchased Resins	150		500	
306	325992	Photographic Film, Paper, Plate and Chemical Manufacturing	150		500	
307	325998	All Other Miscellaneous Chemical Product and Preparation Manufacturing	150		500	
308	<b>Subsector 326 – Plastics and Rubber Products Manufacturing</b>					
309	326111	Plastic Bag and Pouch Manufacturing	150		500	
310	326112	Plastics Packaging Film and Sheet (including Laminated) Manufacturing	150		500	
311	326113	Unlaminated Plastics Film and Sheet (except Packaging) Manufacturing	150		500	
312	326121	Unlaminated Plastics Profile Shape Manufacturing	150		500	
313	326122	Plastics Pipe and Pipe Fitting Manufacturing	150		500	
314	326130	Laminated Plastics Plate, Sheet (except Packaging), and Shape Manufacturing	150		500	
315	326140	Polystyrene Foam Product Manufacturing	150		500	
316	326150	Urethane and Other Foam Product (except Polystyrene) Manufacturing	150		500	
317	326160	Plastics Bottle Manufacturing	150		500	
318	326191	Plastics Plumbing Fixture Manufacturing	150		500	
319	326199	All Other Plastics Product Manufacturing	225		750	




	A	B	C	D	E	F
1	NAICS Codes	NAICS Industry Descriptions	 30% of SBA Size Standards	*SBA Size Standards in Mil. of dollars	*SBA Size standards in # of employees	Footnotes
320	326211	Tire Manufacturing (except Retreading) <sup>5</sup>	300		1,000	<a href="#">See footnote 5</a>
321	326212	Tire Retreading	150		500	
322	326220	Rubber and Plastics Hoses and Belting Manufacturing	150		500	
323	326291	Rubber Product Manufacturing for Mechanical Use	150		500	
324	326299	All Other Rubber Product Manufacturing	150		500	
325	<b>Subsector 327 – Nonmetallic Mineral Product Manufacturing</b>					
326	327110	Pottery, Ceramics, and Plumbing Fixture Manufacturing	225		750	
327	327120	Clay Building Material and Refractories Manufacturing	225		750	
328	327211	Flat Glass Manufacturing	300		1,000	
329	327212	Other Pressed and Blown Glass and Glassware Manufacturing	225		750	
330	327213	Glass Container Manufacturing	225		750	
331	327215	Glass Product Manufacturing Made of Purchased Glass	150		500	
332	327310	Cement Manufacturing	225		750	
333	327320	Ready-Mix Concrete Manufacturing	150		500	
334	327331	Concrete Block and Brick Manufacturing	150		500	
335	327332	Concrete Pipe Manufacturing	150		500	
336	327390	Other Concrete Product Manufacturing	150		500	
337	327410	Lime Manufacturing	150		500	
338	327420	Gypsum Product Manufacturing	300		1,000	
339	327910	Abrasive Product Manufacturing	150		500	
340	327991	Cut Stone and Stone Product Manufacturing	150		500	
341	327992	Ground or Treated Mineral and Earth Manufacturing	150		500	
342	327993	Mineral Wool Manufacturing	225		750	
343	327999	All Other Miscellaneous Nonmetallic Mineral Product Manufacturing	150		500	
344	<b>Subsector 331 – Primary Metal Manufacturing</b>					
345	331110	Iron and Steel Mills and Ferroalloy Manufacturing	300		1,000	
346	331210	Iron and Steel Pipe and Tube Manufacturing from Purchased Steel	300		1,000	
347	331221	Rolled Steel Shape Manufacturing	300		1,000	
348	331222	Steel Wire Drawing	300		1,000	
349	331313	Alumina Refining and Primary Aluminum Production	300		1,000	
350	331314	Secondary Smelting and Alloying of Aluminum	225		750	
351	331315	Aluminum Sheet, Plate and Foil Manufacturing	225		750	
352	331318	Other Aluminum Rolling, Drawing, and Extruding	225		750	
353	331410	Nonferrous Metal (except Aluminum) Smelting and Refining	300		1,000	
354	331420	Copper Rolling, Drawing, Extruding, and Alloying	300		1,000	
355	331491	Nonferrous Metal (except Copper and Aluminum) Rolling/Drawing Extruding	225		750	
356	331492	Secondary Smelting, Refining, and Alloying of Nonferrous Metal (except Copper and Aluminum)	225		750	
357	331511	Iron Foundries	150		500	
358	331512	Steel Investment Foundries	150		500	
359	331513	Steel Foundries (except Investment)	150		500	
360	331523	Nonferrous Metal Die-Casting Foundries	150		500	
361	331524	Aluminum Foundries (except Die-Casting)	150		500	
362	331529	Other Nonferrous Metal Foundries (except Die-Casting)	150		500	
363	<b>Subsector 332 – Fabricated Metal Product Manufacturing</b>					
364	332111	Iron and Steel Forging	150		500	
365	332112	Nonferrous Forging	150		500	
366	332114	Custom Roll Forming	150		500	
367	332117	Powder Metallurgy Part Manufacturing	150		500	
368	332119	Metal Crown, Closure, and Other Metal Stamping (except Automotive)	150		500	
369	332215	Metal Kitchen Cookware, Utensil, Cutlery, and Flatware (except Precious) Manufacturing	150		500	
370	332216	Saw Blade and Handtool Manufacturing	150		500	
371	332311	Prefabricated Metal Building and Component Manufacturing	150		500	

	A	B	C	D	E	F
1	NAICS Codes	NAICS Industry Descriptions	 30% of SBA Size Standards	*SBA Size Standards in Mil. of dollars	*SBA Size standards in # of employees	Footnotes
372	332312	Fabricated Structural Metal Manufacturing	150		500	
373	332313	Plate Work Manufacturing	150		500	
374	332321	Metal Window and Door Manufacturing	150		500	
375	332322	Sheet Metal Work Manufacturing	150		500	
376	332323	Ornamental and Architectural Metal Work Manufacturing	150		500	
377	332410	Power Boiler and Heat Exchanger Manufacturing	150		500	
378	332420	Metal Tank (Heavy Gauge) Manufacturing	150		500	
379	332431	Metal Can Manufacturing	300		1,000	
380	332439	Other Metal Container Manufacturing	150		500	
381	332510	Hardware Manufacturing	150		500	
382	332613	Spring Manufacturing	150		500	
383	332618	Other Fabricated Wire Product Manufacturing	150		500	
384	332710	Machine Shops	150		500	
385	332721	Precision Turned Product Manufacturing	150		500	
386	332722	Bolt, Nut, Screw, Rivet and Washer Manufacturing	150		500	
387	332811	Metal Heat Treating	225		750	
388	332812	Metal Coating, Engraving (except Jewelry and Silverware), and Allied Services to Manufacturers	150		500	
389	332813	Electroplating, Plating, Polishing, Anodizing and Coloring	150		500	
390	332911	Industrial Valve Manufacturing	150		500	
391	332912	Fluid Power Valve and Hose Fitting Manufacturing	150		500	
392	332913	Plumbing Fixture Fitting and Trim Manufacturing	150		500	
393	332919	Other Metal Valve and Pipe Fitting Manufacturing	150		500	
394	332991	Ball and Roller Bearing Manufacturing	225		750	
395	332992	Small Arms Ammunition Manufacturing	300		1,000	
396	332993	Ammunition (except Small Arms) Manufacturing	450		1,500	
397	332994	Small Arms, Ordnance, and Ordnance Accessories Manufacturing	300		1,000	
398	332996	Fabricated Pipe and Pipe Fitting Manufacturing	150		500	
399	332999	All Other Miscellaneous Fabricated Metal Product Manufacturing	225		750	
400	<b>Subsector 333 – Machinery Manufacturing<sup>6</sup></b>					<a href="#">See footnote 6</a>
401	333111	Farm Machinery and Equipment Manufacturing	150		500	
402	333112	Lawn and Garden Tractor and Home Lawn and Garden Equipment Manufacturing	150		500	
403	333120	Construction Machinery Manufacturing	225		750	
404	333131	Mining Machinery and Equipment Manufacturing	150		500	
405	333132	Oil and Gas Field Machinery and Equipment Manufacturing	150		500	
406	333241	Food Product Machinery Manufacturing	150		500	
407	333242	Semiconductor Machinery Manufacturing	150		500	
408	333243	Sawmill, Woodworking, and Paper Machinery Manufacturing	150		500	
409	333244	Printing Machinery and Equipment Manufacturing	150		500	
410	333249	Other Industrial Machinery Manufacturing	150		500	
411	333314	Optical Instrument and Lens Manufacturing	150		500	
412	333316	Photographic and Photocopying Equipment Manufacturing	300		1,000	
413	333318	Other Commercial and Service Industry Machinery Manufacturing	300		1,000	
414	333413	Industrial/Commercial/Fan & Blower & Air Purification Equip. Manufacturing	150		500	
415	333414	Heating Equipment (except Warm Air Furnaces) Manufacturing	150		500	
416	333415	Air-Conditioning and Warm Air Heating Equipment and Commercial and Industrial Refrigeration Equipment Manufacturing	225		750	
417	333511	Industrial Mold Manufacturing	150		500	
418	333514	Special Die and Tool, Die Set, Jig and Fixture Manufacturing	150		500	
419	333515	Cutting Tool and Machine Tool Accessory Manufacturing	150		500	
420	333517	Machine Tool Manufacturing	150		500	
421	333519	Rolling Mill and Other Metalworking Machinery Manufacturing	150		500	




	A	B	C	D	E	F
1	NAICS Codes	NAICS Industry Descriptions	 30% of SBA Size Standards	*SBA Size Standards in Mil. of dollars	*SBA Size standards in # of employees	Footnotes
422	333611	Turbine and Turbine Generator Set Unit Manufacturing	300		1,000	
423	333612	Speed Changer, Industrial High - Speed Drive and Gear Manufacturing	150		500	
424	333613	Mechanical Power Transmission Equipment Manufacturing	150		500	
425	333618	Other Engine Equipment Manufacturing	300		1,000	
426	333911	Pump and Pumping Equipment Manufacturing	150		500	
427	333912	Air and Gas Compressor Manufacturing	150		500	
428	333913	Measuring and Dispensing Pump Manufacturing	150		500	
429	333921	Elevator and Moving Stairway Manufacturing	150		500	
430	333922	Conveyor and Conveying Equipment Manufacturing	150		500	
431	333923	Overhead Traveling Crane, Hoist and Monorail System Manufacturing	150		500	
432	333924	Industrial Truck, Tractor, Trailer and Stacker Machinery Manufacturing	225		750	
433	333991	Power-Driven Hand Tool Manufacturing	150		500	
434	333992	Welding and Soldering Equipment Manufacturing	150		500	
435	333993	Packaging Machinery Manufacturing	150		500	
436	333994	Industrial Process Furnace and Oven Manufacturing	150		500	
437	333995	Fluid Power Cylinder and Actuator Manufacturing	150		500	
438	333996	Fluid Power Pump and Motor Manufacturing	150		500	
439	333997	Scale and Balance Manufacturing	150		500	
440	333999	All Other Miscellaneous General Purpose Machinery Manufacturing	150		500	
441	<b>Subsector 334 – Computer and Electronic Product Manufacturing<sup>6</sup></b>					<a href="#">See footnote 6</a>
442	334111	Electronic Computer Manufacturing	300		1,000	
443	334112	Computer Storage Device Manufacturing	300		1,000	
444	334118	Computer Terminal and Other Computer Peripheral Equipment Manufacturing	300		1,000	
445	334210	Telephone Apparatus Manufacturing	300		1,000	
446	334220	Radio and Television Broadcasting and Wireless Communications Equipment Manufacturing	225		750	
447	334290	Other Communications Equipment Manufacturing	225		750	
448	334310	Audio and Video Equipment Manufacturing	225		750	
449	334412	Bare Printed Circuit Board Manufacturing	150		500	
450	334413	Semiconductor and Related Device Manufacturing	150		500	
451	334416	Capacitor, Resistor, Coil, Transformer, and Other Inductor Manufacturing	150		500	
452	334417	Electronic Connector Manufacturing	150		500	
453	334418	Printed Circuit Assembly (Electronic Assembly) Manufacturing	150		500	
454	334419	Other Electronic Component Manufacturing	150		500	
455	334510	Electromedical and Electrotherapeutic Apparatus Manufacturing	150		500	
456	334511	Search, Detection, Navigation, Guidance, Aeronautical, and Nautical System and Instrument Manufacturing	225		750	
457	334512	Automatic Environmental Control Manufacturing for Residential, Commercial and Appliance Use	150		500	
458	334513	Instruments and Related Products Manufacturing for Measuring, Displaying, and Controlling Industrial Process Variables	150		500	
459	334514	Totalizing Fluid Meter and Counting Device Manufacturing	150		500	
460	334515	Instrument Manufacturing for Measuring and Testing Electricity and Electrical Signals	150		500	
461	334516	Analytical Laboratory Instrument Manufacturing	150		500	
462	334517	Irradiation Apparatus Manufacturing	150		500	
463	334519	Other Measuring and Controlling Device Manufacturing	150		500	
464	334613	Blank Magnetic and Optical Recording Media Manufacturing	300		1,000	
465	334614	Software and Other Prerecorded Compact Disc, Tape, and Record Reproducing	225		750	
466	<b>Subsector 335 – Electrical Equipment, Appliance and Component Manufacturi</b>					<a href="#">See footnote 6</a>
467	335110	Electric Lamp Bulb and Part Manufacturing	300		1,000	
468	335121	Residential Electric Lighting Fixture Manufacturing	150		500	


	A	B	C	D	E	F
1	NAICS Codes	NAICS Industry Descriptions	 30% of SBA Size Standards	*SBA Size Standards in Mil. of dollars	*SBA Size standards in # of employees	Footnotes
469	335122	Commercial, Industrial and Institutional Electric Lighting Fixture Manufacturing	150		500	
470	335129	Other Lighting Equipment Manufacturing	150		500	
471	335210	Small Electrical Appliance Manufacturing	225		750	
472	335221	Household Cooking Appliance Manufacturing	225		750	
473	335222	Household Refrigerator and Home Freezer Manufacturing	300		1,000	
474	335224	Household Laundry Equipment Manufacturing	300		1,000	
475	335228	Other Major Household Appliance Manufacturing	150		500	
476	335311	Power, Distribution and Specialty Transformer Manufacturing	225		750	
477	335312	Motor and Generator Manufacturing	300		1,000	
478	335313	Switchgear and Switchboard Apparatus Manufacturing	225		750	
479	335314	Relay and Industrial Control Manufacturing	225		750	
480	335911	Storage Battery Manufacturing	150		500	
481	335912	Primary Battery Manufacturing	300		1,000	
482	335921	Fiber Optic Cable Manufacturing	300		1,000	
483	335929	Other Communication and Energy Wire Manufacturing	300		1,000	
484	335931	Current-Carrying Wiring Device Manufacturing	150		500	
485	335932	Noncurrent-Carrying Wiring Device Manufacturing	150		500	
486	335991	Carbon and Graphite Product Manufacturing	225		750	
487	335999	All Other Miscellaneous Electrical Equipment and Component Manufacturing	150		500	
488	<b>Subsector 336 – Transportation Equipment Manufacturing<sup>6</sup></b>					
489	336111	Automobile Manufacturing	300		1,000	
490	336112	Light Truck and Utility Vehicle Manufacturing	300		1,000	
491	336120	Heavy Duty Truck Manufacturing	300		1,000	
492	336211	Motor Vehicle Body Manufacturing	300		1,000	
493	336212	Truck Trailer Manufacturing	150		500	
494	336213	Motor Home Manufacturing	300		1,000	
495	336214	Travel Trailer and Camper Manufacturing	150		500	
496	336310	Motor Vehicle Gasoline Engine and Engine Parts Manufacturing	225		750	
497	336320	Motor Vehicle Electrical and Electronic Equipment Manufacturing	225		750	
498	336330	Motor Vehicle Steering and Suspension Components (except Spring) Manufacturing	225		750	
499	336340	Motor Vehicle Brake System Manufacturing	225		750	
500	336350	Motor Vehicle Transmission and Power Train Parts Manufacturing	225		750	
501	336360	Motor Vehicle Seating and Interior Trim Manufacturing	150		500	
502	336370	Motor Vehicle Metal Stamping	150		500	
503	336390	Other Motor Vehicle Parts Manufacturing	225		750	
504	336411	Aircraft Manufacturing	450		1,500	
505	336412	Aircraft Engine and Engine Parts Manufacturing	300		1,000	
506	336413	Other Aircraft Part and Auxiliary Equipment Manufacturing <sup>7</sup>	300		1,000	<a href="#">See footnote 7</a>
507	336414	Guided Missile and Space Vehicle Manufacturing	300		1,000	
508	336415	Guided Missile and Space Vehicle Propulsion Unit and Propulsion Unit Parts Manufacturing	300		1,000	
509	336419	Other Guided Missile and Space Vehicle Parts and Auxiliary Equipment Manufacturing	300		1,000	
510	336510	Railroad Rolling Stock Manufacturing	300		1,000	
511	336611	Ship Building and Repairing	300		1,000	
512	336612	Boat Building	150		500	
513	336991	Motorcycle, Bicycle and Parts Manufacturing	150		500	
514	336992	Military Armored Vehicle, Tank and Tank Component Manufacturing	300		1,000	
515	336999	All Other Transportation Equipment Manufacturing	150		500	
516	<b>Subsector 337 – Furniture and Related Product Manufacturing</b>		0			

	A	B	C	D	E	F
1	NAICS Codes	NAICS Industry Descriptions	 30% of SBA Size Standards	*SBA Size Standards in Mil. of dollars	*SBA Size standards in # of employees	Footnotes
517	337110	Wood Kitchen Cabinet and Counter Top Manufacturing	150		500	
518	337121	Upholstered Household Furniture Manufacturing	150		500	
519	337122	Nonupholstered Wood Household Furniture Manufacturing	150		500	
520	337124	Metal Household Furniture Manufacturing	150		500	
521	337125	Household Furniture (except Wood and Metal) Manufacturing	150		500	
522	337127	Institutional Furniture Manufacturing	150		500	
523	337211	Wood Office Furniture Manufacturing	150		500	
524	337212	Custom Architectural Woodwork and Millwork Manufacturing	150		500	
525	337214	Office Furniture (Except Wood) Manufacturing	150		500	
526	337215	Showcase, Partition, Shelving, and Locker Manufacturing	150		500	
527	337910	Mattress Manufacturing	150		500	
528	337920	Blind and Shade Manufacturing	150		500	
529	<b>Subsector 339 – Miscellaneous Manufacturing</b>					
530	339112	Surgical and Medical Instrument Manufacturing	150		500	
531	339113	Surgical Appliance and Supplies Manufacturing	150		500	
532	339114	Dental Equipment and Supplies Manufacturing	150		500	
533	339115	Ophthalmic Goods Manufacturing	150		500	
534	339116	Dental Laboratories	150		500	
535	339910	Jewelry and Silverware Manufacturing	150		500	
536	339920	Sporting and Athletic Goods Manufacturing	150		500	
537	339930	Doll, Toy, and Game Manufacturing	150		500	
538	339940	Office Supplies (except Paper) Manufacturing	150		500	
539	339950	Sign Manufacturing	150		500	
540	339991	Gasket, Packing, and Sealing Device Manufacturing	150		500	
541	339992	Musical Instrument Manufacturing	150		500	
542	339993	Fastener, Button, Needle and Pin Manufacturing	150		500	
543	339994	Broom, Brush and Mop Manufacturing	150		500	
544	339995	Burial Casket Manufacturing	150		500	
545	339999	All Other Miscellaneous Manufacturing	150		500	
546	<b>Sector 42 – Wholesale Trade</b>					
547	(These NAICS codes shall not be used to classify Government acquisitions for supplies. They also shall not be used by Federal government contractors when subcontracting for the acquisition for supplies. The applicable manufacturing NAICS code shall be used to classify acquisitions for supplies. A Wholesale Trade or Retail Trade business concern submitting an offer or a quote on a supply acquisition is categorized as a nonmanufacturer and deemed small if it has 500 or fewer employees and meets the requirements of 13 CFR 121.406.)					
548	<b>Subsector 423 – Merchant Wholesalers, Durable Goods</b>					
549	423110	Automobile and Other Motor Vehicle Merchant Wholesalers	30		100	
550	423120	Motor Vehicle Supplies and New Parts Merchant Wholesalers	30		100	
551	423130	Tire and Tube Merchant Wholesalers	30		100	
552	423140	Motor Vehicle Parts (Used) Merchant Wholesalers	30		100	
553	423210	Furniture Merchant Wholesalers	30		100	
554	423220	Home Furnishing Merchant Wholesalers	30		100	
555	423310	Lumber, Plywood, Millwork, and Wood Panel Merchant Wholesalers	30		100	
556	423320	Brick, Stone, and Related Construction Material Merchant Wholesalers	30		100	
557	423330	Roofing, Siding, and Insulation Material Merchant Wholesalers	30		100	
558	423390	Other Construction Material Merchant Wholesalers	30		100	
559	423410	Photographic Equipment and Supplies Merchant Wholesalers	30		100	
560	423420	Office Equipment Merchant Wholesalers	30		100	
561	423430	Computer/Computer Peripheral Equipment/Software Merchant Wholesalers	30		100	
562	423440	Other Commercial Equipment Merchant Wholesalers	30		100	
563	423450	Medical, Dental, and Hospital Equipment and Supplies Merchant Wholesalers	30		100	
564	423460	Ophthalmic Goods Merchant Wholesalers	30		100	


	A	B	C	D	E	F
1	NAICS Codes	NAICS Industry Descriptions	 30% of SBA Size Standards	*SBA Size Standards in Mil. of dollars	*SBA Size standards in # of employees	Footnotes
565	423490	Other Professional Equipment and Supplies Merchant Wholesalers	30		100	
566	423510	Metal Service Centers and Other Metal Merchant Wholesalers	30		100	
567	423520	Coal and Other Mineral and Ore Merchant Wholesalers	30		100	
568	423610	Electrical Apparatus and Equipment, Wiring Supplies, and Related Equipment Merchant Wholesalers	30		100	
569	423620	Household Appliances, Electric Housewares, and Consumer Electronics Merchant Wholesalers	30		100	
570	423690	Other Electronic Parts and Equipment Merchant Wholesalers	30		100	
571	423710	Hardware Merchant Wholesalers	30		100	
572	423720	Plumbing and Heating Equipment and Supplies (Hydronics) Merchant Wholesalers	30		100	
573	423730	Warm Air Heating and Air-Conditioning Equipment and Supplies Merchant Wholesalers	30		100	
574	423740	Refrigeration Equipment and Supplies Merchant Wholesalers	30		100	
575	423810	Construction and Mining (except Oil Well) Machinery and Equipment Merchant Wholesalers	30		100	
576	423820	Farm and Garden Machinery and Equipment Merchant Wholesalers	30		100	
577	423830	Industrial Machinery and Equipment Merchant Wholesalers	30		100	
578	423840	Industrial Supplies Merchant Wholesalers	30		100	
579	423850	Service Establishment Equipment and Supplies Merchant Wholesalers	30		100	
580	423860	Transportation Equipment and Supplies (except Motor Vehicle) Merchant Wholesalers	30		100	
581	423910	Sporting and Recreational Goods and Supplies Merchant Wholesalers	30		100	
582	423920	Toy and Hobby Goods and Supplies Merchant Wholesalers	30		100	
583	423930	Recyclable Material Merchant Wholesalers	30		100	
584	423940	Jewelry, Watch, Precious Stone, and Precious Metal Merchant Wholesalers	30		100	
585	423990	Other Miscellaneous Durable Goods Merchant Wholesalers	30		100	
586	<b>Subsector 424 – Merchant Wholesalers, Nondurable Goods</b>					
587	424110	Printing and Writing Paper Merchant Wholesalers	30		100	
588	424120	Stationary and Office Supplies Merchant Wholesalers	30		100	
589	424130	Industrial and Personal Service Paper Merchant Wholesalers	30		100	
590	424210	Drugs and Druggists' Sundries Merchant Wholesalers	30		100	
591	424310	Piece Goods, Notions, and Other Dry Goods Merchant Wholesalers	30		100	
592	424320	Men's and Boys' Clothing and Furnishings Merchant Wholesalers	30		100	
593	424330	Women's/Children's/Infants' Clothing Accessories Merchant Wholesalers	30		100	
594	424340	Footwear Merchant Wholesalers	30		100	
595	424410	General Line Grocery Merchant Wholesalers	30		100	
596	424420	Packaged Frozen Food Merchant Wholesalers	30		100	
597	424430	Dairy Product (except Dried or Canned) Merchant Wholesalers	30		100	
598	424440	Poultry and Poultry Product Merchant Wholesalers	30		100	
599	424450	Confectionery Merchant Wholesalers	30		100	
600	424460	Fish and Seafood Merchant Wholesalers	30		100	
601	424470	Meat and Meat Product Merchant Wholesalers	30		100	
602	424480	Fresh Fruit and Vegetable Merchant Wholesalers	30		100	
603	424490	Other Grocery and Related Products Merchant Wholesalers	30		100	
604	424510	Grain and Field Bean Merchant Wholesalers	30		100	
605	424520	Livestock Merchant Wholesalers	30		100	
606	424590	Other Farm Product Raw Material Merchant Wholesalers	30		100	
607	424610	Plastics Materials and Basic Forms and Shapes Merchant Wholesalers	30		100	
608	424690	Other Chemical and Allied Products Merchant Wholesalers	30		100	
609	424710	Petroleum Bulk Stations and Terminals	30		100	

	A	B	C	D	E	F
1	NAICS Codes	NAICS Industry Descriptions	 30% of SBA Size Standards	*SBA Size Standards in Mil. of dollars	*SBA Size standards in # of employees	Footnotes
610	424720	Petroleum and Petroleum Products Merchant Wholesalers (except Bulk Stations and Terminals)	30		100	
611	424810	Beer and Ale Merchant Wholesalers	30		100	
612	424820	Wine and Distilled Alcoholic Beverage Merchant Wholesalers	30		100	
613	424910	Farm Supplies Merchant Wholesalers	30		100	
614	424920	Book, Periodical, and Newspaper Merchant Wholesalers	30		100	
615	424930	Flower, Nursery Stock, and Florists' Supplies Merchant Wholesalers	30		100	
616	424940	Tobacco and Tobacco Product Merchant Wholesalers	30		100	
617	424950	Paint, Varnish, and Supplies Merchant Wholesalers	30		100	
618	424990	Other Miscellaneous Nondurable Goods Merchant Wholesalers	30		100	
619	<b>Subsector 425 – Wholesale Electronic Markets and Agents and Brokers</b>					
620	425110	Business to Business Electronic Markets	30		100	
621	425120	Wholesale Trade Agents and Brokers	30		100	
622	<b>Sector 44 - 45 – Retail Trade</b>					
623						
624	<b>Subsector 441 – Motor Vehicle and Parts Dealers</b>					
625	441110	New Car Dealers	60		200	
626	441120	Used Car Dealers	\$ 7.50	\$ 25.0		
627	441210	Recreational Vehicle Dealers	\$ 9.75	\$ 32.5		
628	441222	Boat Dealers	\$ 9.75	\$ 32.5		
629	441228	Motorcycle, ATV, and All Other Motor Vehicle Dealers	\$ 9.75	\$ 32.5		
630	441310	Automotive Parts and Accessories Stores	\$ 4.50	\$ 15.0		
631	441320	Tire Dealers	\$ 4.50	\$ 15.0		
632	<b>Subsector 442 – Furniture and Home Furnishings Stores</b>					
633	442110	Furniture Stores	\$ 6.15	\$ 20.5		
634	442210	Floor Covering Stores	\$ 2.25	\$ 7.5		
635	442291	Window Treatment Stores	\$ 2.25	\$ 7.5		
636	442299	All Other Home Furnishings Stores	\$ 6.15	\$ 20.5		
637	<b>Subsector 443 – Electronics and Appliance Stores</b>					
638	443141	Household Appliance Stores	\$ 3.30	\$ 11.0		
639	443142	Electronics Stores	\$ 9.75	\$ 32.5		
640	<b>Subsector 444 – Building Material and Garden Equipment and Supplies Dealers</b>					
641	444110	Home Centers	\$ 11.55	\$ 38.5		
642	444120	Paint and Wallpaper Stores	\$ 8.25	\$ 27.5		
643	444130	Hardware Stores	\$ 2.25	\$ 7.5		
644	444190	Other Building Material Dealers	\$ 6.15	\$ 20.5		
645	444210	Outdoor Power Equipment Stores	\$ 2.25	\$ 7.5		
646	444220	Nursery and Garden Centers	\$ 3.30	\$ 11.0		
647	<b>Subsector 445 – Food and Beverage Stores</b>					
648	445110	Supermarkets and Other Grocery (except Convenience) Stores	\$ 9.75	\$ 32.5		
649	445120	Convenience Stores	\$ 8.85	\$ 29.5		
650	445210	Meat Markets	\$ 2.25	\$ 7.5		
651	445220	Fish and Seafood Markets	\$ 2.25	\$ 7.5		
652	445230	Fruit and Vegetable Markets	\$ 2.25	\$ 7.5		
653	445291	Baked Goods Stores	\$ 2.25	\$ 7.5		
654	445292	Confectionery and Nut Stores	\$ 2.25	\$ 7.5		
655	445299	All Other Specialty Food Stores	\$ 2.25	\$ 7.5		
656	445310	Beer, Wine and Liquor Stores	\$ 2.25	\$ 7.5		
657	<b>Subsector 446 – Health and Personal Care Stores</b>					
658	446110	Pharmacies and Drug Stores	\$ 8.25	\$ 27.5		
659	446120	Cosmetics, Beauty Supplies and Perfume Stores	\$ 8.25	\$ 27.5		
660	446130	Optical Goods Stores	\$ 6.15	\$ 20.5		
661	446191	Food (Health) Supplement Stores	\$ 4.50	\$ 15.0		




	A	B	C	D	E	F
1	NAICS Codes	NAICS Industry Descriptions	 30% of SBA Size Standards	*SBA Size Standards in Mil. of dollars	*SBA Size standards in # of employees	Footnotes
662	446199	All Other Health and Personal Care Stores	\$ 2.25	\$ 7.5		
663	<b>Subsector 447 – Gasoline Stations</b>					
664	447110	Gasoline Stations with Convenience Stores	\$ 8.85	\$ 29.5		
665	447190	Other Gasoline Stations	\$ 4.50	\$ 15.0		
666	<b>Subsector 448 – Clothing and Clothing Accessories Stores</b>					
667	448110	Men's Clothing Stores	\$ 3.30	\$ 11.0		
668	448120	Women's Clothing Stores	\$ 8.25	\$ 27.5		
669	448130	Children's and Infants' Clothing Stores	\$ 9.75	\$ 32.5		
670	448140	Family Clothing Stores	\$ 11.55	\$ 38.5		
671	448150	Clothing Accessories Stores	\$ 4.50	\$ 15.0		
672	448190	Other Clothing Stores	\$ 6.15	\$ 20.5		
673	448210	Shoe Stores	\$ 8.25	\$ 27.5		
674	448310	Jewelry Stores	\$ 4.50	\$ 15.0		
675	448320	Luggage and Leather Goods Stores	\$ 8.25	\$ 27.5		
676	<b>Subsector 451 – Sporting Good, Hobby, Book and Music Stores</b>					
677	451110	Sporting Goods Stores	\$ 4.50	\$ 15.0		
678	451120	Hobby, Toy and Game Stores	\$ 8.25	\$ 27.5		
679	451130	Sewing, Needlework and Piece Goods Stores	\$ 8.25	\$ 27.5		
680	451140	Musical Instrument and Supplies Stores	\$ 3.30	\$ 11.0		
681	451211	Book Stores	\$ 8.25	\$ 27.5		
682	451212	News Dealers and Newsstands	\$ 2.25	\$ 7.5		
683	<b>Subsector 452 – General Merchandise Stores</b>					
684	452111	Department Stores (except Discount Department Stores)	\$ 9.75	\$ 32.5		
685	452112	Discount Department Stores	\$ 8.85	\$ 29.5		
686	452910	Warehouse Clubs and Superstores	\$ 8.85	\$ 29.5		
687	452990	All Other General Merchandise Stores	\$ 9.75	\$ 32.5		
688	<b>Subsector 453 – Miscellaneous Store Retailers</b>					
689	453110	Florists	\$ 2.25	\$ 7.5		
690	453210	Office Supplies and Stationery Stores	\$ 9.75	\$ 32.5		
691	453220	Gift, Novelty and Souvenir Stores	\$ 2.25	\$ 7.5		
692	453310	Used Merchandise Stores	\$ 2.25	\$ 7.5		
693	453910	Pet and Pet Supplies Stores	\$ 6.15	\$ 20.5		
694	453920	Art Dealers	\$ 2.25	\$ 7.5		
695	453930	Manufactured (Mobile) Home Dealers	\$ 4.50	\$ 15.0		
696	453991	Tobacco Stores	\$ 2.25	\$ 7.5		
697	453998	All Other Miscellaneous Store Retailers (except Tobacco Stores)	\$ 2.25	\$ 7.5		
698	<b>Subsector 454 – Nonstore Retailers</b>					
699	454111	Electronic Shopping	\$ 9.75	\$ 32.5		
700	454112	Electronic Auctions	\$ 11.55	\$ 38.5		
701	454113	Mail - Order Houses	\$ 11.55	\$ 38.5		
702	454210	Vending Machine Operators	\$ 3.30	\$ 11.0		
703	454310	Fuel Dealers	\$ -			50
704	454390	Other Direct Selling Establishments	\$ 2.25	\$ 7.5		
705	<b>Sector 48 - 49 – Transportation and Warehousing</b>					
706	<b>Subsector 481 – Air Transportation</b>					
707	481111	Scheduled Passenger Air Transportation	\$ -			1,500
708	481112	Scheduled Freight Air Transportation	\$ -			1,500
709	481211	Nonscheduled Chartered Passenger Air Transportation	\$ -			1,500
710	481211_E xcept	Offshore Marine Air Transportation Services	\$ 9.15	\$ 30.5		
711	481212	Nonscheduled Chartered Freight Air Transportation	\$ -			1,500
712	481212_E xcept	Offshore Marine Air Transportation Services	\$ 9.15	\$ 30.5		


	A	B	C	D	E	F
1	NAICS Codes	NAICS Industry Descriptions	 30% of SBA Size Standards	*SBA Size Standards in Mil. of dollars	*SBA Size standards in # of employees	Footnotes
713	481219	Other Nonscheduled Air Transportation	\$ 4.50	\$ 15.0		
714	<b>Subsector 482 – Rail Transportation</b>					
715	482111	Line-Haul Railroads	\$ -		1,500	
716	482112	Short Line Railroads	\$ -		500	
717	<b>Subsector 483 – Water Transportation<sup>15</sup></b> <a href="#">See footnote 15</a>					
718	483111	Deep Sea Freight Transportation	\$ -		500	
719	483112	Deep Sea Passenger Transportation	\$ -		500	
720	483113	Coastal and Great Lakes Freight Transportation	\$ -		500	
721	483114	Coastal and Great Lakes Passenger Transportation	\$ -		500	
722	483211	Inland Water Freight Transportation	\$ -		500	
723	483212	Inland Water Passenger Transportation	\$ -		500	
724	<b>Subsector 484 – Truck Transportation</b>					
725	484110	General Freight Trucking, Local	\$ 8.25	\$ 27.5		
726	484121	General Freight Trucking, Long-Distance, Truckload	\$ 8.25	\$ 27.5		
727	484122	General Freight Trucking, Long-Distance, Less Than Truckload	\$ 8.25	\$ 27.5		
728	484210	Used Household and Office Goods Moving	\$ 8.25	\$ 27.5		
729	484220	Specialized Freight (except Used Goods) Trucking, Local	\$ 8.25	\$ 27.5		
730	484230	Specialized Freight (except Used Goods) Trucking, Long-Distance	\$ 8.25	\$ 27.5		
731	<b>Subsector 485 – Transit and Ground Passenger Transportation</b>					
732	485111	Mixed Mode Transit Systems	\$ 4.50	\$ 15.0		
733	485112	Commuter Rail Systems	\$ 4.50	\$ 15.0		
734	485113	Bus and Other Motor Vehicle Transit Systems	\$ 4.50	\$ 15.0		
735	485119	Other Urban Transit Systems	\$ 4.50	\$ 15.0		
736	485210	Interurban and Rural Bus Transportation	\$ 4.50	\$ 15.0		
737	485310	Taxi Service	\$ 4.50	\$ 15.0		
738	485320	Limousine Service	\$ 4.50	\$ 15.0		
739	485410	School and Employee Bus Transportation	\$ 4.50	\$ 15.0		
740	485510	Charter Bus Industry	\$ 4.50	\$ 15.0		
741	485991	Special Needs Transportation	\$ 4.50	\$ 15.0		
742	485999	All Other Transit and Ground Passenger Transportation	\$ 4.50	\$ 15.0		
743	<b>Subsector 486 – Pipeline Transportation</b>					
744	486110	Pipeline Transportation of Crude Oil	\$ -		1,500	
745	486210	Pipeline Transportation of Natural Gas	\$ 8.25	\$ 27.5		
746	486910	Pipeline Transportation of Refined Petroleum Products	\$ -		1,500	
747	486990	All Other Pipeline Transportation	\$ 11.25	\$ 37.5		
748	<b>Subsector 487 – Scenic and Sightseeing Transportation</b>					
749	487110	Scenic and Sightseeing Transportation, Land	\$ 2.25	\$ 7.5		
750	487210	Scenic and Sightseeing Transportation, Water	\$ 2.25	\$ 7.5		
751	487990	Scenic and Sightseeing Transportation, Other	\$ 2.25	\$ 7.5		
752	<b>Subsector 488 – Support Activities for Transportation</b>					
753	488111	Air Traffic Control	\$ 9.75	\$ 32.5		
754	488119	Other Airport Operations	\$ 9.75	\$ 32.5		
755	488190	Other Support Activities for Air Transportation	\$ 9.75	\$ 32.5		
756	488210	Support Activities for Rail Transportation	\$ 4.50	\$ 15.0		
757	488310	Port and Harbor Operations	\$ 11.55	\$ 38.5		
758	488320	Marine Cargo Handling	\$ 11.55	\$ 38.5		
759	488330	Navigational Services to Shipping	\$ 11.55	\$ 38.5		
760	488390	Other Support Activities for Water Transportation	\$ 11.55	\$ 38.5		
761	488410	Motor Vehicle Towing	\$ 2.25	\$ 7.5		
762	488490	Other Support Activities for Road Transportation	\$ 2.25	\$ 7.5		
763	488510	Freight Transportation Arrangement <sup>10</sup>	\$ 4.50	\$ 15.0		<a href="#">See footnote 10</a>
764	488510_E xcept	Non-Vessel Owning Common Carriers and Household Goods Forwarders	\$ 8.25	\$ 27.5		

	A	B	C	D	E	F
1	NAICS Codes	NAICS Industry Descriptions	 30% of SBA Size Standards	*SBA Size Standards in Mil. of dollars	*SBA Size standards in # of employees	Footnotes
765	488991	Packing and Crating	\$ 8.25	\$ 27.5		
766	488999	All Other Support Activities for Transportation	\$ 2.25	\$ 7.5		
767	<b>Subsector 491 – Postal Service</b>					
768	491110	Postal Service	\$ 2.25	\$ 7.5		
769	<b>Subsector 492 – Couriers and Messengers</b>					
770	492110	Couriers and Express Delivery Services	\$ -		1,500	
771	492210	Local Messengers and Local Delivery	\$ 8.25	\$ 27.5		
772	<b>Subsector 493 – Warehousing and Storage</b>					
773	493110	General Warehousing and Storage	\$ 8.25	\$ 27.5		
774	493120	Refrigerated Warehousing and Storage	\$ 8.25	\$ 27.5		
775	493130	Farm Product Warehousing and Storage	\$ 8.25	\$ 27.5		
776	493190	Other Warehousing and Storage	\$ 8.25	\$ 27.5		
777	<b>Sector 51 – Information</b>					
778	<b>Subsector 511 – Publishing Industries (except Internet)</b>					
779	511110	Newspaper Publishers	\$ -		500	
780	511120	Periodical Publishers	\$ -		500	
781	511130	Book Publishers	\$ -		500	
782	511140	Directory and Mailing List Publishers	\$ -		500	
783	511191	Greeting Card Publishers	\$ -		500	
784	511199	All Other Publishers	\$ -		500	
785	511210	Software Publishers	\$ 11.55	\$ 38.5		
786	<b>Subsector 512 – Motion Picture and Sound Recording Industries</b>					
787	512110	Motion Picture and Video Production	\$ 9.75	\$ 32.5		
788	512120	Motion Picture and Video Distribution	\$ 9.60	\$ 32.0		
789	512131	Motion Picture Theaters (except Drive-Ins)	\$ 11.55	\$ 38.5		
790	512132	Drive-In Motion Picture Theaters	\$ 2.25	\$ 7.5		
791	512191	Teleproduction and Other Postproduction Services	\$ 9.60	\$ 32.0		
792	512199	Other Motion Picture and Video Industries	\$ 6.15	\$ 20.5		
793	512210	Record Production	\$ 2.25	\$ 7.5		
794	512220	Integrated Record Production/Distribution	225		750	
795	512230	Music Publishers	150		500	
796	512240	Sound Recording Studios	\$ 2.25	\$ 7.5		
797	512290	Other Sound Recording Industries	\$ 3.30	\$ 11.0		
798	<b>Subsector 515 – Broadcasting (except Internet)</b>					
799	515111	Radio Networks	\$ 9.75	\$ 32.5		
800	515112	Radio Stations	\$ 11.55	\$ 38.5		
801	515120	Television Broadcasting	\$ 11.55	\$ 38.5		
802	515210	Cable and Other Subscription Programming	\$ 11.55	\$ 38.5		
803	<b>Subsector 517 – Telecommunications</b>					
804	517110	Wired Telecommunications Carriers	450		1,500	
805	517210	Wireless Telecommunications Carriers (except Satellite)	450		1,500	
806	517410	Satellite Telecommunications	\$ 9.75	\$ 32.5		
807	517911	Telecommunications Resellers	450		1,500	
808	517919	All Other Telecommunications	\$ 9.75	\$ 32.5		
809	<b>Subsector 518 – Data Processing, Hosting, and Related Services</b>					
810	518210	Data Processing, Hosting, and Related Services	\$ 9.75	\$ 32.5		
811	<b>Subsector 519 – Other Information Services</b>					
812	519110	News Syndicates	\$ 8.25	\$ 27.5		
813	519120	Libraries and Archives	\$ 4.50	\$ 15.0		
814	519130	Internet Publishing and Broadcasting and Web Search Portals	150		500	
815	519190	All Other Information Services	\$ 8.25	\$ 27.5		
816	<b>Sector 52 – Finance and Insurance</b>					
817	<b>Subsector 522 – Credit Intermediation and Related Activities</b>					
			\$ -			

	A	B	C	D	E	F
1	NAICS Codes	NAICS Industry Descriptions	 30% of SBA Size Standards	*SBA Size Standards in Mil. of dollars	*SBA Size standards in # of employees	Footnotes
818	522110	Commercial Banking <sup>8</sup>	\$ 165.00	\$550.0	million in assets <sup>8</sup>	<a href="#">See footnote 8</a>
819	522120	Savings Institutions <sup>8</sup>	\$ 165.00	\$550.0	million in assets <sup>8</sup>	<a href="#">See footnote 8</a>
820	522130	Credit Unions <sup>8</sup>	\$ 165.00	\$550.0	million in assets <sup>8</sup>	<a href="#">See footnote 8</a>
821	522190	Other Depository Credit Intermediation <sup>8</sup>	\$ 165.00	\$550.0	million in assets <sup>8</sup>	<a href="#">See footnote 8</a>
822	522210	Credit Card Issuing <sup>8</sup>	\$ 165.00	\$550.0	million in assets <sup>8</sup>	<a href="#">See footnote 8</a>
823	522220	Sales Financing	\$ 11.55	\$ 38.5		
824	522291	Consumer Lending	\$ 11.55	\$ 38.5		
825	522292	Real Estate Credit	\$ 11.55	\$ 38.5		
826	522293	International Trade Financing	\$ 11.55	\$ 38.5		
827	522294	Secondary Market Financing	\$ 11.55	\$ 38.5		
828	522298	All Other Nondepository Credit Intermediation	\$ 11.55	\$ 38.5		
829	522310	Mortgage and Nonmortgage Loan Brokers	\$ 2.25	\$ 7.5		
830	522320	Financial Transactions Processing, Reserve, and Clearinghouse Activities	\$ 11.55	\$ 38.5		
831	522390	Other Activities Related to Credit Intermediation	\$ 6.15	\$ 20.5		
832	<b>Subsector 523 – Financial Investments and Related Activities</b>					
833	523110	Investment Banking and Securities Dealing	\$ 11.55	\$ 38.5		
834	523120	Securities Brokerage	\$ 11.55	\$ 38.5		
835	523130	Commodity Contracts Dealing	\$ 11.55	\$ 38.5		
836	523140	Commodity Contracts Brokerage	\$ 11.55	\$ 38.5		
837	523210	Securities and Commodity Exchanges	\$ 11.55	\$ 38.5		
838	523910	Miscellaneous Intermediation	\$ 11.55	\$ 38.5		
839	523920	Portfolio Management	\$ 11.55	\$ 38.5		
840	523930	Investment Advice	\$ 11.55	\$ 38.5		
841	523991	Trust, Fiduciary and Custody Activities	\$ 11.55	\$ 38.5		
842	523999	Miscellaneous Financial Investment Activities	\$ 11.55	\$ 38.5		
843	<b>Subsector 524 – Insurance Carriers and Related Activities</b>					
844	524113	Direct Life Insurance Carriers	\$ 11.55	\$ 38.5		
845	524114	Direct Health and Medical Insurance Carriers	\$ 11.55	\$ 38.5		
846	524126	Direct Property and Casualty Insurance Carriers	450		1,500	
847	524127	Direct Title Insurance Carriers	\$ 11.55	\$ 38.5		
848	524128	Other Direct Insurance (except Life, Health and Medical) Carriers	\$ 11.55	\$ 38.5		
849	524130	Reinsurance Carriers	\$ 11.55	\$ 38.5		
850	524210	Insurance Agencies and Brokerages	\$ 2.25	\$ 7.5		
851	524291	Claims Adjusting	\$ 6.15	\$ 20.5		
852	524292	Third Party Administration of Insurance and Pension Funds	\$ 9.75	\$ 32.5		
853	524298	All Other Insurance Related Activities	\$ 4.50	\$ 15.0		
854	<b>Subsector 525 – Funds, Trusts and Other Financial Vehicles</b>					
855	525110	Pension Funds	\$ 9.75	\$ 32.5		
856	525120	Health and Welfare Funds	\$ 9.75	\$ 32.5		
857	525190	Other Insurance Funds	\$ 9.75	\$ 32.5		
858	525910	Open - End Investment Funds	\$ 9.75	\$ 32.5		
859	525920	Trusts, Estates, and Agency Accounts	\$ 9.75	\$ 32.5		
860	525990	Other Financial Vehicles	\$ 9.75	\$ 32.5		
861	<b>Sector 53 – Real Estate and Rental and Leasing</b>					
862	<b>Subsector 531 – Real Estate</b>					
863	531110	Lessors of Residential Buildings and Dwellings <sup>9</sup>	\$ 8.25	\$ 27.5		<a href="#">See footnote 9</a>
864	531120	Lessors of Nonresidential Buildings (except Miniwarehouses) <sup>9</sup>	\$ 8.25	\$ 27.5		<a href="#">See footnote 9</a>
865	531130	Lessors of Miniwarehouses and Self Storage Units <sup>9</sup>	\$ 8.25	\$ 27.5		<a href="#">See footnote 9</a>
866	531190	Lessors of Other Real Estate Property <sup>9</sup>	\$ 8.25	\$ 27.5		<a href="#">See footnote 9</a>


	A	B	C	D	E	F
1	NAICS Codes	NAICS Industry Descriptions	 30% of SBA Size Standards	*SBA Size Standards in Mil. of dollars	*SBA Size standards in # of employees	Footnotes
867	531210	Offices of Real Estate Agents and Brokers <sup>10</sup>	\$ 2.25	\$ 7.5		<a href="#">See footnote 10</a>
868	531311	Residential Property Managers	\$ 2.25	\$ 7.5		
869	531312	Nonresidential Property Managers	\$ 2.25	\$ 7.5		
870	531320	Offices of Real Estate Appraisers	\$ 2.25	\$ 7.5		
871	531390	Other Activities Related to Real Estate	\$ 2.25	\$ 7.5		
872	<b>Subsector 532 – Rental and Leasing Services</b>		\$ -			
873	532111	Passenger Car Rental	\$ 11.55	\$ 38.5		
874	532112	Passenger Car Leasing	\$ 11.55	\$ 38.5		
875	532120	Truck, Utility Trailer, and RV (Recreational Vehicle) Rental and Leasing	\$ 11.55	\$ 38.5		
876	532210	Consumer Electronics and Appliances Rental	\$ 11.55	\$ 38.5		
877	532220	Formal Wear and Costume Rental	\$ 6.15	\$ 20.5		
878	532230	Video Tape and Disc Rental	\$ 8.25	\$ 27.5		
879	532291	Home Health Equipment Rental	\$ 9.75	\$ 32.5		
880	532292	Recreational Goods Rental	\$ 2.25	\$ 7.5		
881	532299	All Other Consumer Goods Rental	\$ 2.25	\$ 7.5		
882	532310	General Rental Centers	\$ 2.25	\$ 7.5		
883	532411	Commercial Air/Rail/Water/Transportation Equip. Rental and Leasing	\$ 9.75	\$ 32.5		
884	532412	Construction/Mining/Forestry Machinery & Equip. Rental & Leasing	\$ 9.75	\$ 32.5		
885	532420	Office Machinery and Equipment Rental and Leasing	\$ 9.75	\$ 32.5		
886	532490	Other Commercial/ Industrial Machinery/Equip. Rental and Leasing	\$ 9.75	\$ 32.5		
887	<b>Subsector 533 – Lessors of Nonfinancial Intangible Assets (except Copyrighted Works)</b>					
888	533110	Lessors of Nonfinancial Intangible Assets (except Copyrighted Works)	\$ 11.55	\$ 38.5		
889	<b>Sector 54 – Professional, Scientific and Technical Services</b>					
890	<b>Subsector 541 – Professional, Scientific and Technical Services</b>					
891	541110	Offices of Lawyers	\$ 3.30	\$ 11.0		
892	541191	Title Abstract and Settlement Offices	\$ 3.30	\$ 11.0		
893	541199	All Other Legal Services	\$ 3.30	\$ 11.0		
894	541211	Offices of Certified Public Accountants	\$ 6.15	\$ 20.5		
895	541213	Tax Preparation Services	\$ 6.15	\$ 20.5		
896	541214	Payroll Services	\$ 6.15	\$ 20.5		
897	541219	Other Accounting Services	\$ 6.15	\$ 20.5		
898	541310	Architectural Services	\$ 2.25	\$ 7.5		
899	541320	Landscape Architectural Services	\$ 2.25	\$ 7.5		
900	541330	Engineering Services	\$ 4.50	\$ 15.0		
901	541330_a _ Except	Military and Aerospace Equipment and Military Weapons	\$ 11.55	\$ 38.5		
902	541330_b _ Except	Contracts and Subcontracts for Engineering Services Awarded Under the National Energy Policy Act of 1992	\$ 11.55	\$ 38.5		
903	541330_c _ Except	Marine Engineering and Naval Architecture	\$ 11.55	\$ 38.5		
904	541340	Drafting Services	\$ 2.25	\$ 7.5		
905	541350	Building Inspection Services	\$ 2.25	\$ 7.5		
906	541360	Geophysical Surveying and Mapping Services	\$ 4.50	\$ 15.0		
907	541370	Surveying and Mapping (except Geophysical) Services	\$ 4.50	\$ 15.0		
908	541380	Testing Laboratories	\$ 4.50	\$ 15.0		
909	541410	Interior Design Services	\$ 2.25	\$ 7.5		
910	541420	Industrial Design Services	\$ 2.25	\$ 7.5		
911	541430	Graphic Design Services	\$ 2.25	\$ 7.5		
912	541490	Other Specialized Design Services	\$ 2.25	\$ 7.5		
913	541511	Custom Computer Programming Services	\$ 8.25	\$ 27.5		
914	541512	Computer Systems Design Services	\$ 8.25	\$ 27.5		
915	541513	Computer Facilities Management Services	\$ 8.25	\$ 27.5		
916	541519	Other Computer Related Services	\$ 8.25	\$ 27.5		




	A	B	C	D	E	F
1	NAICS Codes	NAICS Industry Descriptions	 30% of SBA Size Standards	*SBA Size Standards in Mil. of dollars	*SBA Size standards in # of employees	Footnotes
917	541519_Except	Information Technology Value Added Resellers <sup>18</sup>	45		150	<a href="#">See footnote 18</a>
918	541611	Administrative Management General Management Consulting Services	\$ 4.50	\$ 15.0		
919	541612	Human Resources Consulting Services	\$ 4.50	\$ 15.0		
920	541613	Marketing Consulting Services	\$ 4.50	\$ 15.0		
921	541614	Process, Physical Distribution and Logistics Consulting Services	\$ 4.50	\$ 15.0		
922	541618	Other Management Consulting Services	\$ 4.50	\$ 15.0		
923	541620	Environmental Consulting Services	\$ 4.50	\$ 15.0		
924	541690	Other Scientific and Technical Consulting Services	\$ 4.50	\$ 15.0		
925	541711	Research and Development in Biotechnology <sup>11</sup>	150		500	<a href="#">See footnote 11</a>
926	541712	Research and Development in the Physical, Engineering, and Life Sciences (except Biotechnology) <sup>11</sup>	150		500	<a href="#">See footnote 11</a>
927	541712_a_Except	Aircraft	450		1,500	
928	541712_b_Except	Aircraft Parts, and Auxiliary Equipment, and Aircraft Engine Parts	300		1,000	
929	541712_c_Except	Space Vehicles and Guided Missiles, their Propulsion Units, their Propulsion Units Parts, and their Auxiliary Equipment and Parts	300		1,000	
930	541720	Research and Development in the Social Sciences and Humanities	\$ 6.15	\$ 20.5		
931	541810	Advertising Agencies <sup>10</sup>	\$ 4.50	\$ 15.0		<a href="#">See footnote 10</a>
932	541820	Public Relations Agencies	\$ 4.50	\$ 15.0		
933	541830	Media Buying Agencies	\$ 4.50	\$ 15.0		
934	541840	Media Representatives	\$ 4.50	\$ 15.0		
935	541850	Outdoor Advertising	\$ 4.50	\$ 15.0		
936	541860	Direct Mail Advertising	\$ 4.50	\$ 15.0		
937	541870	Advertising Material Distribution Services	\$ 4.50	\$ 15.0		
938	541890	Other Services Related to Advertising	\$ 4.50	\$ 15.0		
939	541910	Marketing Research and Public Opinion Polling	\$ 4.50	\$ 15.0		
940	541921	Photography Studios, Portrait	\$ 2.25	\$ 7.5		
941	541922	Commercial Photography	\$ 2.25	\$ 7.5		
942	541930	Translation and Interpretation Services	\$ 2.25	\$ 7.5		
943	541940	Veterinary Services	\$ 2.25	\$ 7.5		
944	541990	All Other Professional, Scientific and Technical Services	\$ 4.50	\$ 15.0		
945	<b>Sector 55 – Management of Companies and Enterprises</b>					
946	<b>Subsector 551 – Management of Companies and Enterprises</b>					
947	551111	Offices of Bank Holding Companies	\$ 6.15	\$ 20.5		
948	551112	Offices of Other Holding Companies	\$ 6.15	\$ 20.5		
949	<b>Sector 56 – Administrative and Support, Waste Management and Remediation Services</b>					
950	<b>Subsector 561 – Administrative and Support Services</b>					
951	561110	Office Administrative Services	\$ 2.25	\$ 7.5		
952	561210	Facilities Support Services <sup>12</sup>	\$ 11.55	\$ 38.5		<a href="#">See footnote 12</a>
953	561311	Employment Placement Agencies	\$ 8.25	\$ 27.5		
954	561312	Executive Search Services	\$ 8.25	\$ 27.5		
955	561320	Temporary Help Services	\$ 8.25	\$ 27.5		
956	561330	Professional Employer Organizations	\$ 8.25	\$ 27.5		
957	561410	Document Preparation Services	\$ 4.50	\$ 15.0		
958	561421	Telephone Answering Services	\$ 4.50	\$ 15.0		
959	561422	Telemarketing Bureaus and Other contact Centers	\$ 4.50	\$ 15.0		
960	561431	Private Mail Centers	\$ 4.50	\$ 15.0		
961	561439	Other Business Service Centers (including Copy Shops)	\$ 4.50	\$ 15.0		
962	561440	Collection Agencies	\$ 4.50	\$ 15.0		
963	561450	Credit Bureaus	\$ 4.50	\$ 15.0		

	A	B	C	D	E	F
1	NAICS Codes	NAICS Industry Descriptions	 30% of SBA Size Standards	*SBA Size Standards in Mil. of dollars	*SBA Size standards in # of employees	Footnotes
964	561491	Repossession Services	\$ 4.50	\$ 15.0		
965	561492	Court Reporting and Stenotype Services	\$ 4.50	\$ 15.0		
966	561499	All Other Business Support Services	\$ 4.50	\$ 15.0		
967	561510	Travel Agencies <sup>10</sup>	\$ 6.15	\$ 20.5		<a href="#">See footnote 10</a>
968	561520	Tour Operators <sup>10</sup>	\$ 6.15	\$ 20.5		<a href="#">See footnote 10</a>
969	561591	Convention and Visitors Bureaus	\$ 6.15	\$ 20.5		
970	561599	All Other Travel Arrangement and Reservation Services	\$ 6.15	\$ 20.5		
971	561611	Investigation Services	\$ 6.15	\$ 20.5		
972	561612	Security Guards and Patrol Services	\$ 6.15	\$ 20.5		
973	561613	Armored Car Services	\$ 6.15	\$ 20.5		
974	561621	Security Systems Services (except Locksmiths)	\$ 6.15	\$ 20.5		
975	561622	Locksmiths	\$ 6.15	\$ 20.5		
976	561710	Exterminating and Pest Control Services	\$ 3.30	\$ 11.0		
977	561720	Janitorial Services	\$ 5.40	\$ 18.0		
978	561730	Landscaping Services	\$ 2.25	\$ 7.5		
979	561740	Carpet and Upholstery Cleaning Services	\$ 1.65	\$ 5.5		
980	561790	Other Services to Buildings and Dwellings	\$ 2.25	\$ 7.5		
981	561910	Packaging and Labeling Services	\$ 3.30	\$ 11.0		
982	561920	Convention and Trade Show Organizers <sup>10</sup>	\$ 3.30	\$ 11.0		<a href="#">See footnote 10</a>
983	561990	All Other Support Services	\$ 3.30	\$ 11.0		
984	<b>Subsector 562 – Waste Management and Remediation Services</b>					
985	562111	Solid Waste Collection	\$ 11.55	\$ 38.5		
986	562112	Hazardous Waste Collection	\$ 11.55	\$ 38.5		
987	562119	Other Waste Collection	\$ 11.55	\$ 38.5		
988	562211	Hazardous Waste Treatment and Disposal	\$ 11.55	\$ 38.5		
989	562212	Solid Waste Landfill	\$ 11.55	\$ 38.5		
990	562213	Solid Waste Combustors and Incinerators	\$ 11.55	\$ 38.5		
991	562219	Other Nonhazardous Waste Treatment and Disposal	\$ 11.55	\$ 38.5		
992	562910	Remediation Services	\$ 6.15	\$ 20.5		
993	562910_E xcept	Environmental Remediation Services <sup>14</sup>	\$ -		500	<a href="#">See footnote 14</a>
994	562920	Materials Recovery Facilities	\$ 6.15	\$ 20.5		
995	562991	Septic Tank and Related Services	\$ 2.25	\$ 7.5		
996	562998	All Other Miscellaneous Waste Management Services	\$ 2.25	\$ 7.5		
997	<b>Sector 61 – Educational Services</b>					
998	<b>Subsector 611 – Educational Services</b>					
999	611110	Elementary and Secondary Schools	\$ 3.30	\$ 11.0		
1000	611210	Junior Colleges	\$ 6.15	\$ 20.5		
1001	611310	Colleges, Universities and Professional Schools	\$ 8.25	\$ 27.5		
1002	611410	Business and Secretarial Schools	\$ 2.25	\$ 7.5		
1003	611420	Computer Training	\$ 3.30	\$ 11.0		
1004	611430	Professional and Management Development Training	\$ 3.30	\$ 11.0		
1005	611511	Cosmetology and Barber Schools	\$ 2.25	\$ 7.5		
1006	611512	Flight Training	\$ 8.25	\$ 27.5		
1007	611513	Apprenticeship Training	\$ 2.25	\$ 7.5		
1008	611519	Other Technical and Trade Schools	\$ 4.50	\$ 15.0		
1009	611519_E xcept	Job Corps Centers <sup>16</sup>	\$ 11.55	\$ 38.5		<a href="#">See footnote 16</a>
1010	611610	Fine Arts Schools	\$ 2.25	\$ 7.5		
1011	611620	Sports and Recreation Instruction	\$ 2.25	\$ 7.5		
1012	611630	Language Schools	\$ 3.30	\$ 11.0		
1013	611691	Exam Preparation and Tutoring	\$ 2.25	\$ 7.5		
1014	611692	Automobile Driving Schools	\$ 2.25	\$ 7.5		

	A	B	C	D	E	F
1	NAICS Codes	NAICS Industry Descriptions	 30% of SBA Size Standards	*SBA Size Standards in Mil. of dollars	*SBA Size standards in # of employees	Footnotes
1015	611699	All Other Miscellaneous Schools and Instruction	\$ 3.30	\$ 11.0		
1016	611710	Educational Support Services	\$ 4.50	\$ 15.0		
1017	<b>Sector 62 – Health Care and Social Assistance</b>					
1018	<b>Subsector 621 – Ambulatory Health Care Services</b>					
1019	621111	Offices of Physicians (except Mental Health Specialists)	\$ 3.30	\$ 11.0		
1020	621112	Offices of Physicians, Mental Health Specialists	\$ 3.30	\$ 11.0		
1021	621210	Offices of Dentists	\$ 2.25	\$ 7.5		
1022	621310	Offices of Chiropractors	\$ 2.25	\$ 7.5		
1023	621320	Offices of Optometrists	\$ 2.25	\$ 7.5		
1024	621330	Offices of Mental Health Practitioners (except Physicians)	\$ 2.25	\$ 7.5		
1025	621340	Offices of Physical, Occupational and Speech Therapists and Audiologists	\$ 2.25	\$ 7.5		
1026	621391	Offices of Podiatrists	\$ 2.25	\$ 7.5		
1027	621399	Offices of All Other Miscellaneous Health Practitioners	\$ 2.25	\$ 7.5		
1028	621410	Family Planning Centers	\$ 3.30	\$ 11.0		
1029	621420	Outpatient Mental Health and Substance Abuse Centers	\$ 4.50	\$ 15.0		
1030	621491	HMO Medical Centers	\$ 9.75	\$ 32.5		
1031	621492	Kidney Dialysis Centers	\$ 11.55	\$ 38.5		
1032	621493	Freestanding Ambulatory Surgical and Emergency Centers	\$ 4.50	\$ 15.0		
1033	621498	All Other Outpatient Care Centers	\$ 6.15	\$ 20.5		
1034	621511	Medical Laboratories	\$ 9.75	\$ 32.5		
1035	621512	Diagnostic Imaging Centers	\$ 4.50	\$ 15.0		
1036	621610	Home Health Care Services	\$ 4.50	\$ 15.0		
1037	621910	Ambulance Services	\$ 4.50	\$ 15.0		
1038	621991	Blood and Organ Banks	\$ 9.75	\$ 32.5		
1039	621999	All Other Miscellaneous Ambulatory Health Care Services	\$ 4.50	\$ 15.0		
1040	<b>Subsector 622 – Hospitals</b>					
1041	622110	General Medical and Surgical Hospitals	\$ 11.55	\$ 38.5		
1042	622210	Psychiatric and Substance Abuse Hospitals	\$ 11.55	\$ 38.5		
1043	622310	Specialty (except Psychiatric and Substance Abuse) Hospitals	\$ 11.55	\$ 38.5		
1044	<b>Subsector 623 – Nursing and Residential Care Facilities</b>					
1045	623110	Nursing Care Facilities (Skilled Nursing Facilities)	\$ 8.25	\$ 27.5		
1046	623210	Residential Intellectual and Developmental Disability Facilities	\$ 4.50	\$ 15.0		
1047	623220	Residential Mental Health and Substance Abuse Facilities	\$ 4.50	\$ 15.0		
1048	623311	Continuing Care Retirement Communities	\$ 8.25	\$ 27.5		
1049	623312	Assisted Living Facilities for the Elderly	\$ 3.30	\$ 11.0		
1050	623990	Other Residential Care Facilities	\$ 3.30	\$ 11.0		
1051	<b>Subsector 624 – Social Assistance</b>					
1052	624110	Child and Youth Services	\$ 3.30	\$ 11.0		
1053	624120	Services for the Elderly and Persons with Disabilities	\$ 3.30	\$ 11.0		
1054	624190	Other Individual and Family Services	\$ 3.30	\$ 11.0		
1055	624210	Community Food Services	\$ 3.30	\$ 11.0		
1056	624221	Temporary Shelters	\$ 3.30	\$ 11.0		
1057	624229	Other Community Housing Services	\$ 4.50	\$ 15.0		
1058	624230	Emergency and Other Relief Services	\$ 9.75	\$ 32.5		
1059	624310	Vocational Rehabilitation Services	\$ 3.30	\$ 11.0		
1060	624410	Child Day Care Services	\$ 2.25	\$ 7.5		
1061	<b>Sector 71 – Arts, Entertainment and Recreation</b>					
1062	<b>Subsector 711 – Performing Arts, Spectator Sports and Related Industries</b>					
1063	711110	Theater Companies and Dinner Theaters	\$ 6.15	\$ 20.5		
1064	711120	Dance Companies	\$ 3.30	\$ 11.0		
1065	711130	Musical Groups and Artists	\$ 3.30	\$ 11.0		
1066	711190	Other Performing Arts Companies	\$ 8.25	\$ 27.5		
1067	711211	Sports Teams and Clubs	\$ 11.55	\$ 38.5		

	A	B	C	D	E	F
1	NAICS Codes	NAICS Industry Descriptions	 30% of SBA Size Standards	*SBA Size Standards in Mil. of dollars	*SBA Size standards in # of employees	Footnotes
1068	711212	Race Tracks	\$ 11.55	\$ 38.5		
1069	711219	Other Spectator Sports	\$ 3.30	\$ 11.0		
1070	711310	Promoters of Performing Arts, Sports and Similar Events with Facilities	\$ 9.75	\$ 32.5		
1071	711320	Promoters of Performing Arts, Sports and Similar Events without Facilities	\$ 4.50	\$ 15.0		
1072	711410	Agents/Managers for Artists/Athletes, Entertainers /Other Public Figures	\$ 3.30	\$ 11.0		
1073	711510	Independent Artists, Writers, and Performers	\$ 2.25	\$ 7.5		
1074	<b>Subsector 712 – Museums, Historical Sites and Similar Institutions</b>					
1075	712110	Museums	\$ 8.25	\$ 27.5		
1076	712120	Historical Sites	\$ 2.25	\$ 7.5		
1077	712130	Zoos and Botanical Gardens	\$ 8.25	\$ 27.5		
1078	712190	Nature Parks and Other Similar Institutions	\$ 2.25	\$ 7.5		
1079	<b>Subsector 713 – Amusement, Gambling and Recreation Industries</b>					
1080	713110	Amusement and Theme Parks	\$ 11.55	\$ 38.5		
1081	713120	Amusement Arcades	\$ 2.25	\$ 7.5		
1082	713210	Casinos (except Casino Hotels)	\$ 8.25	\$ 27.5		
1083	713290	Other Gambling Industries	\$ 9.75	\$ 32.5		
1084	713910	Golf Courses and Country Clubs	\$ 4.50	\$ 15.0		
1085	713920	Skiing Facilities	\$ 8.25	\$ 27.5		
1086	713930	Marinas	\$ 2.25	\$ 7.5		
1087	713940	Fitness and Recreational Sports Centers	\$ 2.25	\$ 7.5		
1088	713950	Bowling Centers	\$ 2.25	\$ 7.5		
1089	713990	All Other Amusement and Recreation Industries	\$ 2.25	\$ 7.5		
1090	<b>Sector 72 – Accommodation and Food Services</b>					
1091	<b>Subsector 721 – Accommodation</b>					
1092	721110	Hotels (except Casino Hotels) and Motels	\$ 9.75	\$ 32.5		
1093	721120	Casino Hotels	\$ 9.75	\$ 32.5		
1094	721191	Bed - and -Breakfast Inns	\$ 2.25	\$ 7.5		
1095	721199	All Other Traveler Accommodation	\$ 2.25	\$ 7.5		
1096	721211	RV (Recreational Vehicle) Parks and Campgrounds	\$ 2.25	\$ 7.5		
1097	721214	Recreational and Vacation Camps (except Campgrounds)	\$ 2.25	\$ 7.5		
1098	721310	Rooming and Boarding Houses	\$ 2.25	\$ 7.5		
1099	<b>Subsector 722 – Food Services and Drinking Places</b>					
1100	722310	Food Service Contractors	\$ 11.55	\$ 38.5		
1101	722320	Caterers	\$ 2.25	\$ 7.5		
1102	722330	Mobile Food Services	\$ 2.25	\$ 7.5		
1103	722410	Drinking Places (Alcoholic Beverages)	\$ 2.25	\$ 7.5		
1104	722511	Full-Service Restaurants	\$ 2.25	\$ 7.5		
1105	722513	Limited-Service Restaurants	\$ 3.30	\$ 11.0		
1106	722514	Cafeterias, Grill Buffets, and Buffets	\$ 8.25	\$ 27.5		
1107	722515	Snack and Nonalcoholic Beverage Bars	\$ 2.25	\$ 7.5		
1108	<b>Sector 81 – Other Services</b>					
1109	<b>Subsector 811 – Repair and Maintenance</b>					
1110	811111	General Automotive Repair	\$ 2.25	\$ 7.5		
1111	811112	Automotive Exhaust System Repair	\$ 2.25	\$ 7.5		
1112	811113	Automotive Transmission Repair	\$ 2.25	\$ 7.5		
1113	811118	Other Automotive Mechanical and Electrical Repair and Maintenance	\$ 2.25	\$ 7.5		
1114	811121	Automotive Body, Paint and Interior Repair and Maintenance	\$ 2.25	\$ 7.5		
1115	811122	Automotive Glass Replacement Shops	\$ 3.30	\$ 11.0		
1116	811191	Automotive Oil Change and Lubrication Shops	\$ 2.25	\$ 7.5		
1117	811192	Car Washes	\$ 2.25	\$ 7.5		
1118	811198	All Other Automotive Repair and Maintenance	\$ 2.25	\$ 7.5		

	A	B	C	D	E	F
1	NAICS Codes	NAICS Industry Descriptions	 30% of SBA Size Standards	*SBA Size Standards in Mil. of dollars	*SBA Size standards in # of employees	Footnotes
1119	811211	Consumer Electronics Repair and Maintenance	\$ 2.25	\$ 7.5		
1120	811212	Computer and Office Machine Repair and Maintenance	\$ 8.25	\$ 27.5		
1121	811213	Communication Equipment Repair and Maintenance	\$ 3.30	\$ 11.0		
1122	811219	Other Electronic and Precision Equipment Repair and Maintenance	\$ 6.15	\$ 20.5		
1123	811310	Commercial and Industrial Machinery and Equipment (except Automotive and Electronic) Repair and Maintenance	\$ 2.25	\$ 7.5		
1124	811411	Home and Garden Equipment Repair and Maintenance	\$ 2.25	\$ 7.5		
1125	811412	Appliance Repair and Maintenance	\$ 4.50	\$ 15.0		
1126	811420	Reupholstery and Furniture Repair	\$ 2.25	\$ 7.5		
1127	811430	Footwear and Leather Goods Repair	\$ 2.25	\$ 7.5		
1128	811490	Other Personal and Household Goods Repair and Maintenance	\$ 2.25	\$ 7.5		
1129	<b>Subsector 812 – Personal and Laundry Services</b>		\$ -			
1130	812111	Barber Shops	\$ 2.25	\$ 7.5		
1131	812112	Beauty Salons	\$ 2.25	\$ 7.5		
1132	812113	Nail Salons	\$ 2.25	\$ 7.5		
1133	812191	Diet and Weight Reducing Centers	\$ 6.15	\$ 20.5		
1134	812199	Other Personal Care Services	\$ 2.25	\$ 7.5		
1135	812210	Funeral Homes and Funeral Services	\$ 2.25	\$ 7.5		
1136	812220	Cemeteries and Crematories	\$ 6.15	\$ 20.5		
1137	812310	Coin-Operated Laundries and Drycleaners	\$ 2.25	\$ 7.5		
1138	812320	Drycleaning and Laundry Services (except Coin-Operated)	\$ 1.65	\$ 5.5		
1139	812331	Linen Supply	\$ 9.75	\$ 32.5		
1140	812332	Industrial Launderers	\$ 11.55	\$ 38.5		
1141	812910	Pet Care (except Veterinary) Services	\$ 2.25	\$ 7.5		
1142	812921	Photofinishing Laboratories (except One-Hour)	\$ 6.15	\$ 20.5		
1143	812922	One-Hour Photofinishing	\$ 4.50	\$ 15.0		
1144	812930	Parking Lots and Garages	\$ 11.55	\$ 38.5		
1145	812990	All Other Personal Services	\$ 2.25	\$ 7.5		
1146	<b>Subsector 813 – Religious, Grantmaking, Civic, Professional and Similar Organizations</b>					
1147	813110	Religious Organizations	\$ 2.25	\$ 7.5		
1148	813211	Grantmaking Foundations	\$ 9.75	\$ 32.5		
1149	813212	Voluntary Health Organizations	\$ 8.25	\$ 27.5		
1150	813219	Other Grantmaking and Giving Services	\$ 11.55	\$ 38.5		
1151	813311	Human Rights Organizations	\$ 8.25	\$ 27.5		
1152	813312	Environment, Conservation and Wildlife Organizations	\$ 4.50	\$ 15.0		
1153	813319	Other Social Advocacy Organizations	\$ 2.25	\$ 7.5		
1154	813410	Civic and Social Organizations	\$ 2.25	\$ 7.5		
1155	813910	Business Associations	\$ 2.25	\$ 7.5		
1156	813920	Professional Organizations	\$ 4.50	\$ 15.0		
1157	813930	Labor Unions and Similar Labor Organizations	\$ 2.25	\$ 7.5		
1158	813940	Political Organizations	\$ 2.25	\$ 7.5		
1159	813990	Other Similar Organizations (except Business, Professional, Labor, and Political Organizations)	\$ 2.25	\$ 7.5		
1160	<b>Sector 92 – Public Administration</b>					<a href="#">See footnote 19</a>
1161	(Small business size standards are not established for this Sector. Establishments in the Public Administration Sector are Federal, state, and local government agencies which administer and oversee government programs and activities that are not performed by private establishments.)					