

Employment

Unemployment Rate

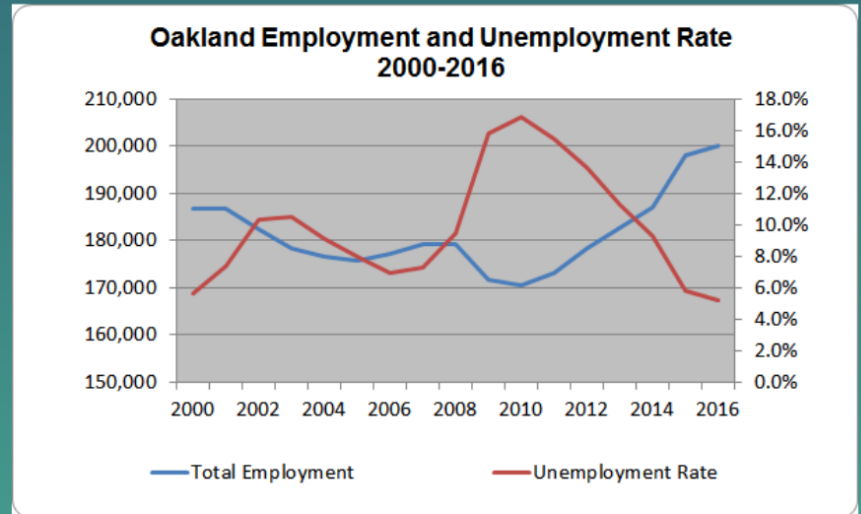
5.7%

Q3 2015: 5.8%

Employment

203,900

Q3 2015: 199,833



Quarterly City Revenues



Sales Tax
\$12,631,766

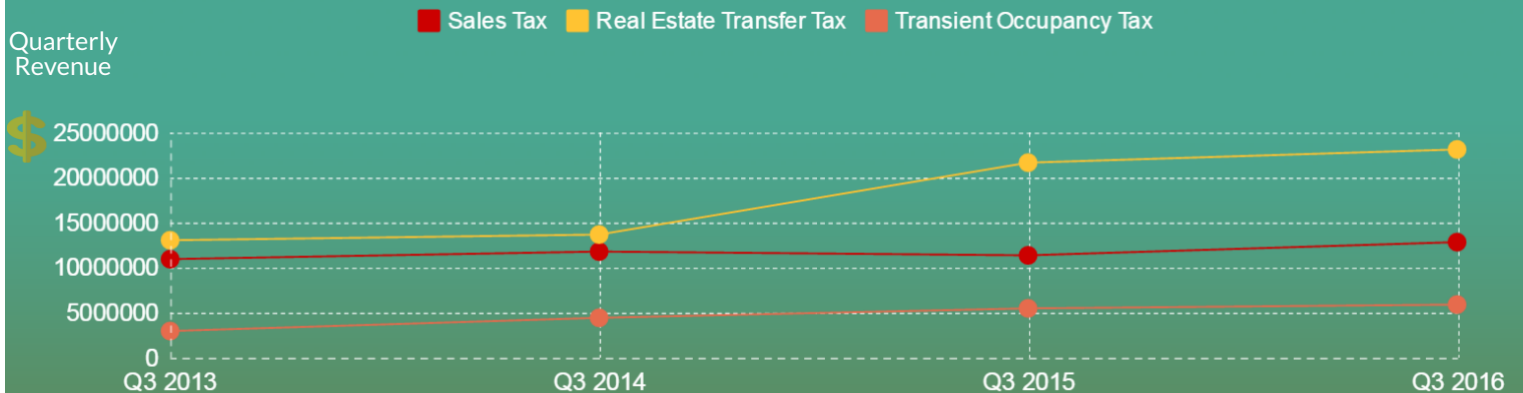


Real Estate Transfer Tax
\$22,932,938



TOT Tax (Hotels)
\$5,816,491

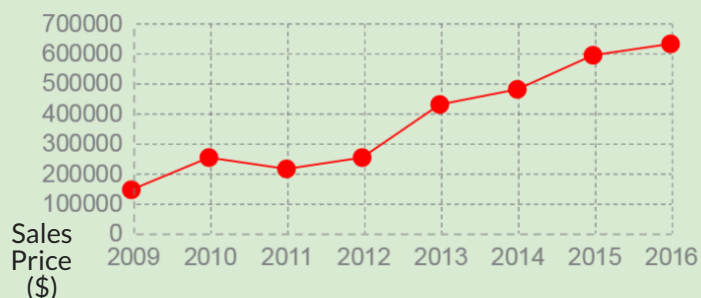
City Revenue Streams 2013-2016



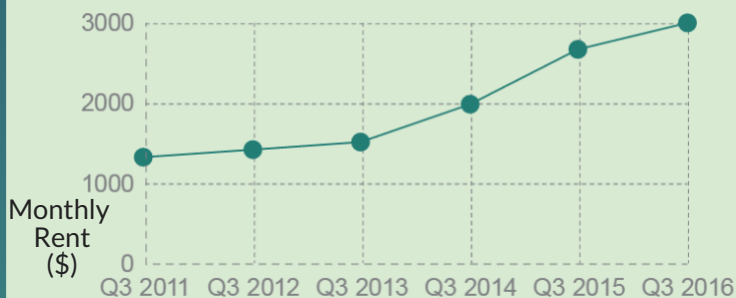
Revenues collected and reported every quarter include Sales Tax, Real Estate Transfer Tax, and Transient Occupancy Tax. Due to the time needed for state collection and analysis, sales tax reporting for this quarter reflects spending during the previous quarter (Q2 2016.)

Residential Real Estate

Median Single Family Home Price



Quarterly Rent Average



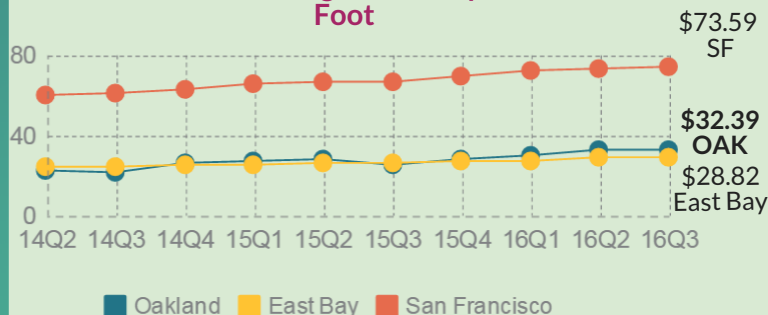
Commercial Real Estate

Industrial Vacancy: 2.6%
Rent/square foot: \$9.56
 East Bay: 5%, \$10.29

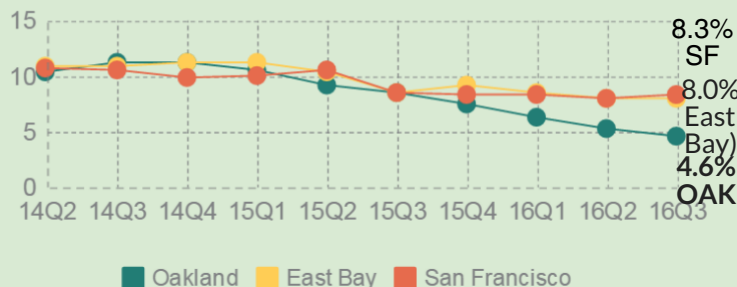
Office Vacancy: 4.6%
Rent/square foot: \$ 32.39
Downtown: 3.2%, \$43.87
 East Bay: 8%, \$28.82

Retail Vacancy: 2.8%
Rent/square foot: \$22.73
 East Bay: 3.4%, \$24.81

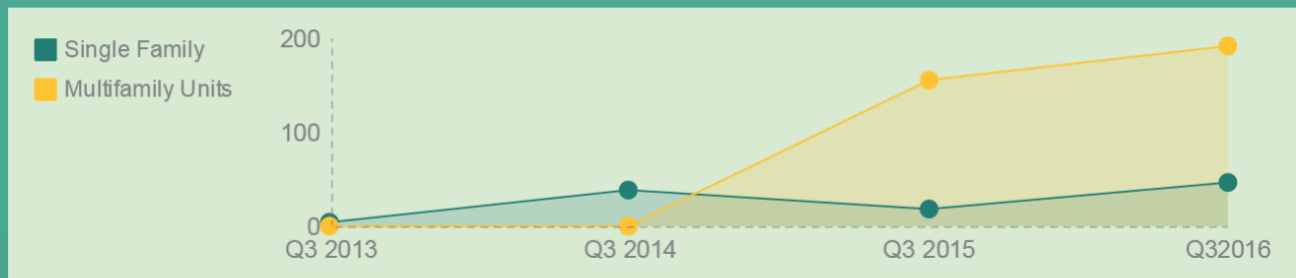
Office Average Rents/Square Foot



Office Vacancy Rates



Residential Building Permits



Development Pipeline

1
H
 Housing

2,255 Units Under Construction
 14,982 Units Approved
 4,928 Units Pre-Application or in Review

20
C
 Commercial/
 Industrial

2,625,956 Square Feet Under Construction
 11,865,615 Square Feet Approved
 1,030,855 Square Feet in Pipeline